GRAFT: VIDEO UNLEARNING BY GRAFTING FRAMES TEMPORALLY

Anonymous authors
Paper under double-blind review

ABSTRACT

Text-to-video (T2V) diffusion models are trained on large-scale uncurated corpora and inherit the ability to render unsafe concepts such as explicit nudity, public figures, or specific objects. Existing unlearning methods for video adapt image-domain recipes: they steer the model's prediction away from a concept prompt, along a direction that is not tied to any video the model would produce. We observe that video offers a source of supervision that images lack: because frames in one generated video share subject, lighting, and camera, a concept-free version of a concept-bearing video can often be obtained by substituting frames rather than generating new ones. We propose GRAFT, which grafts concept-free latent frames over concept-bearing ones and fine-tunes toward the edited latent with the model's own objective. Because most concepts are never partially present, we further propose split-prompt generation, which conditions different temporal regions of one latent on a concept prompt and its safe counterpart, manufacturing partial-concept videos for any concept. We evaluate GRAFT on datasets spanning nudity, ImageNet objects, and celebrity identities, showing stronger erasure than prior work on CogVideoX and comparable erasure on HunyuanVideo, with aesthetic quality close to the base model.

Warning: *This paper contains model outputs that are sexually explicit in nature. All such frames have been masked for publication.*



Figure 1: Nudity erasure on CogVideoX-5B: one prompt from each evaluation set, with the same prompt and seed in each column. Explicit regions are pixelated.

Reviewers: please read the Reviewer Guidelines (iclr.cc/Conferences/2027/ReviewerGuidelines) and the AI Policy for Reviewers (iclr.cc/Conferences/2027/AIPolicyForReviewers). If you used AI to expand, edit, or polish your review, please provide the input text to the LLM. Better still, consider skipping the LLM and submitting your original text: we, and the authors, are much more interested in your unedited thoughts than in what an LLM has to say. AI-assisted or not, you are putting your name and reputation behind your review: LLM-generated falsehoods, hallucinations or misrepresentations are subject to disciplinary action, which may include desk-rejecting all papers you have authored.

1 INTRODUCTION

Text-to-video (T2V) diffusion models (Yang et al., 2024; Kong et al., 2024) generate high-quality videos from a single prompt and are being adopted in content creation pipelines. Because they are trained on large-scale, unfiltered datasets, they can also produce highly realistic harmful content, e.g., explicit videos or videos of public figures, which raises concerns regarding misuse and rights violations. Filtering the training data is not a remedy: filters miss content at scale, and the set of concepts to remove can change after release, e.g., with takedown requests or deployment policies. This motivates **machine unlearning**, which aims to remove specific target concepts from an already trained model while preserving its ability to generate all others.

Existing approaches can be generally divided into prompt manipulation or weight update. The former, e.g., SAFREE (Yoon et al., 2025), project unsafe tokens into a harmless subspace at inference time. They are easy to deploy but leave the weights untouched, and therefore provide no protection once a model is released. Weight-update methods edit the model itself, either through closed-formedits (Gandikota et al., 2024; Facchiano et al., 2026) or through fine-tuning with negatively-guided prediction (Gandikota et al., 2023), which T2VUnlearning (Ye et al., 2025) adapts to the velocity parameterization of T2V models. These methods reduce the concept but do not remove it: on the nudity benchmark of the closest prior work, its released checkpoint still renders nudity in 13.0% of the frames. Moreover, they are image-domain recipes applied to a video latent: their objectives are agnostic to time, and none of them uses the relation between the frames of a video, which is the structure that distinguishes T2V models from their text-to-image (T2I) counterparts.

We observe that this relation can in itself be a source of supervision. The frames of a single generated video likely agree on subject, background, and camera motion. If the target concept is present in only some of these frames, a concept-free version of the *same* video can be obtained by substitution instead of generation: replacing the concept-bearing frames with concept-free frames of the same video.

Building on this observation, we propose GRAFT, a concept erasing method for T2V diffusion models that supervises unlearning with an edit of the model's own output. Specifically, given a video generated from a target-concept prompt, we replace its concept-bearing latent frames by interpolating between the concept-free latent frames that bracket them (we call this process **grafting**), and fine-tune a LoRA adapter (Hu et al., 2022) toward the edited latent by regressing the model's native velocity target, v-prediction (Salimans & Ho, 2022) or rectified flow (Liu et al., 2023; Lipman et al., 2023). Sampling, decoding, and detection are performed offline, so each training step costs a single forward and backward pass.

Grafting requires videos in which the target concept is present in only some of the frames. Such videos can be prompted for some concepts (like *fire* in Section 4.1), but for most concepts they are rare. We therefore propose **split-prompt generation**, which manufactures partial-concept videos for any concept that can be described by a prompt.

We apply GRAFT to CogVideoX-5B, CogVideoX-2B (Yang et al., 2024) and HunyuanVideo (Kong et al., 2024) and evaluate it on nudity, ImageNet objects, and celebrity identities, inspired by the released prompt sets and evaluation protocols of T2VUnlearning (Ye et al., 2025). On their nudity benchmark, GRAFT reduces the frame-level nudity rate from 55.3% to 0.06%, where T2VUnlearning's released checkpoint reads 13.0% on the same pipeline. Averaged over five nudity prompt sets, aesthetic quality stays within 1% of the base model's (DOVER-a 0.942 against 0.950) and quality on unrelated prompts is unchanged, while technical quality on the erased prompts falls (DOVER-t 0.055 against 0.092). We summarize our main contributions as follows:

- **Frame grafting.** We propose GRAFT, a concept erasure method for T2V models that exploits their temporal structure: its fine-tuning target is defined by the model's own video with the concept-bearing frames replaced from the concept-free frames of the same video, so the direction of the update is set by what the model already generates.
- **Split-prompt generation.** We propose a sampling procedure that conditions different temporal regions of one latent on different prompts, producing partial-concept videos for concepts that never appear partially. Since the concept-bearing frames are fixed by the sampler, the graft mask is known in advance and requires no concept detector.

- **Evaluation.** We evaluate GRAFT on CogVideoX-5B, CogVideoX-2B and HunyuanVideo on fire, nudity, ImageNet objects and celebrity identities under the protocols of prior work, reporting erasure, preservation of non-target concepts and video quality.

2 Related Work

Text-to-Video Diffusion Models. Recent T2V models are diffusion transformers (Peebles & Xie, 2023) with joint attention over text and video tokens and a 3D causal VAE: CogVideoX (Yang et al., 2024) is trained with v-prediction (Salimans & Ho, 2022) and HunyuanVideo (Kong et al., 2024) with rectified flow. We use CogVideoX-5B, CogVideoX-2B and HunyuanVideo, the models on which the closest prior work reports its results.

Concept Erasure for Diffusion Models. Most work on concept erasure targets T2I models, and the T2V methods discussed below largely port its recipes. Training-free methods leave the weights unchanged. The simplest is negative prompting, which replaces the unconditional branch of classifier-free guidance (Ho & Salimans, 2022) with a description of the concept; SLD (Schramowski et al., 2023) adds a dedicated safety guidance term, and SAFREE (Yoon et al., 2025) projects the prompt's token embeddings away from a toxic-concept subspace and extends to T2V models. Weight-update methods alter the model, either by closed-form edits of the cross-attention projections (Gandikota et al., 2024; Gong et al., 2024) or by fine-tuning. ESD (Gandikota et al., 2023) fine-tunes toward a negatively-guided noise prediction; Receler (Huang et al., 2024a) builds on it with lightweight eraser modules, concept-localized regularization and adversarial prompts, and AdvUnlearn (Zhang et al., 2024) with adversarial training. Ablating Concepts (Kumari et al., 2023) instead fine-tunes toward the prediction of an *anchor* prompt, which is the closest relative of our objective, but its target is built from generations of a different prompt, not from an edit of the same generation; Section 4.5 compares the two directly.

Unlearning for T2V Models. Safe generation in video has so far relied mainly on training-free guards. SAFREE and VideoEraser (Xu et al., 2025) act at inference time, adjusting the prompt embedding and, in VideoEraser, the sampling noise, and do not update the model. T2VUnlearning (Ye et al., 2025) is the first unlearning-based method for T2V: it adapts negatively-guided prediction to the velocity parameterization, augments concept prompts with an LLM, localizes the update with attention masks, and adds a preservation term on a related concept. It is our closest comparison, since it evaluates on the same base models and the same three concept families, and releases its nudity prompt sets. Facchiano et al. (2026) derive a low-rank refusal vector from paired prompts and fold it into the weights in closed form, without training. None of these methods uses the temporal structure of a generated video as a source of supervision, which is what GRAFT does.

3 Method

3.1 Background

Latent video diffusion with a velocity target. CogVideoX encodes a video of F pixel frames into a latent $\boldsymbol{x}_0 \in \mathbb{R}^{C\times L\times H\times W}$ with a 3D causal VAE; the first latent frame encodes one pixel frame and each subsequent latent frame encodes four, so $F = 1 + 4(L-1)$ ($F = 49$, $L = 13$ in our CogVideoX experiments); HunyuanVideo uses the same temporal compression. Given a condition c and a timestep t, a noisy latent $\boldsymbol{x}_t = \alpha_t \boldsymbol{x}_0 + \sigma_t \boldsymbol{\epsilon}$ is formed and the model $\boldsymbol{v}_\theta$ is trained to predict a velocity

$$\mathcal{L}(\theta) = \mathbb{E}_{\boldsymbol{x}_0,c,t,\boldsymbol{\epsilon}} \big\| \boldsymbol{v}_\theta(\boldsymbol{x}_t, t, c) - \boldsymbol{v}_t(\boldsymbol{x}_0, \boldsymbol{\epsilon}) \big\|_2^2, \qquad \boldsymbol{v}_t(\boldsymbol{x}_0, \boldsymbol{\epsilon}) = a_t \boldsymbol{\epsilon} - b_t \boldsymbol{x}_0. \tag{1}$$

CogVideoX uses v-prediction (Salimans & Ho, 2022) ($a_t = \alpha_t$, $b_t = \sigma_t$) and HunyuanVideo rectified flow (Liu et al., 2023; Lipman et al., 2023) ($a_t = b_t = 1$). In both cases the target is a linear function of $\boldsymbol{x}_0$ for fixed noise, so an edited clean latent $\boldsymbol{x}'_0$ induces a target velocity $\boldsymbol{v}_t(\boldsymbol{x}'_0, \boldsymbol{\epsilon})$ under the same $\boldsymbol{\epsilon}$ and t, and GRAFT applies to either parameterization unchanged. Everything in GRAFT is defined at latent-frame granularity; per-frame quantities defined on pixels are lifted to latent frames conservatively, with a latent frame marked as concept-bearing if any of its pixel frames is.

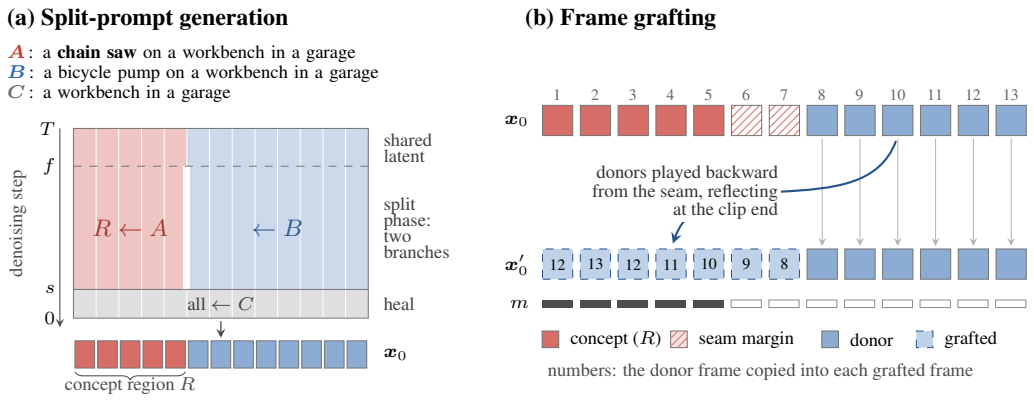

Figure 2: Constructing a training target. (a) Split-prompt generation: from a single seed, the latent frames of the concept region R are conditioned on A and the remaining frames on B for the first fraction s of the denoising steps, sharing one latent until f and continuing as two branches after it; the heal phase then conditions the whole clip on C. (b) Frame grafting: the concept frames and a two-frame seam margin are replaced by the concept-free donor frames of the same video, played backward from the seam (Equation 3); the loss mask m covers R only.

3.2 Overview

GRAFT consists of an offline stage that constructs training targets and an online stage that fine-tunes a LoRA adapter toward them (Figures 2 and 3). In the offline stage we (i) generate a *partial-concept* video, in which the target concept is present in some latent frames and absent in others, either by prompting for a concept that can appear or disappear within a shot (Section 3.3) or by split-prompt generation (Section 3.4); (ii) graft concept-free latent frames of the same video over its concept-bearing ones to obtain an edited latent $\boldsymbol{x}'_0$; and (iii) store $(\boldsymbol{x}_0, \boldsymbol{x}'_0, m, A)$, where m marks the edited frames and A is the concept prompt. The online stage (Section 3.5) regresses the model's velocity under A toward the velocity of $\boldsymbol{x}'_0$, together with a retention term on concept-free anchor videos. Sampling, decoding and screening are paid once, offline, so training needs no sampling (Appendix A).

3.3 Frame Grafting

Let $\boldsymbol{x}_0 \in \mathbb{R}^{C\times L\times H\times W}$ be the clean latent of a generated video and $m \in \{0,1\}^L$ a mask over its latent frames, with $m_l = 1$ for the frames to be replaced. We call the frames with $m_l = 0$ *donors*. The grafted latent $\boldsymbol{x}'_0$ keeps every donor frame and fills each masked frame from donors of the same video, so $\boldsymbol{x}'_0$ agrees with a real sample of the model everywhere outside the mask, and inside it consists of frames the model itself rendered for this scene. How a masked frame is filled depends on where the masked block lies.

Interior blocks When a masked block is bracketed by donors on both sides, each masked frame l is interpolated between its nearest donors $l^- < l < l^+$,

$$\boldsymbol{x}'_0[l] = (1-\lambda_l)\,\boldsymbol{x}_0[l^-] + \lambda_l\,\boldsymbol{x}_0[l^+], \qquad \lambda_l = \frac{l-l^-}{l^+-l^-}. \tag{2}$$

Edge blocks When the block touches the start or the end of the clip, there is a donor on one side only. Since we cannot interpolate between neighbouring frames in that case, we instead play the donor segment backward from the boundary: with donors $d_0, d_1, \ldots, d_{n-1}$ ordered by distance from the boundary and masked frames $l_0, l_1, \ldots$ ordered the same way,

$$\boldsymbol{x}'_0[l_k] = \boldsymbol{x}_0[d_{\rho(k)}], \qquad \rho(k) = \min\big(k \bmod 2(n-1),\ 2(n-1) - k \bmod 2(n-1)\big), \tag{3}$$

which mirrors the donor segment's motion into the masked block and reflects again if the block is longer than the segment. The frame adjacent to the boundary is continued by its nearest donor, so the seam is unchanged.

Where the mask comes from For a concept that can be prompted to appear or disappear within a shot, such as fire, a per-frame detector gives the mask (Appendix D); for every other concept it is fixed by split-prompt generation (Section 3.4).

3.4 Split-Prompt Generation

Prompt triples Each training sample is specified by a triple (A, B, C) and a seed. A describes a scene containing the target concept; B describes the same scene with the concept removed or replaced; C describes only what A and B share. For nudity, A might describe an unclothed person in a studio, B the same person in loose clothing, and C a person standing in the studio.

Two-phase sampling Let $R \subset \{1, \dots, L\}$ be a contiguous *concept region*, the latent frames on one side of a split frame. In the *split phase*, the first fraction s of the denoising steps, the frames in R are conditioned on A and the remaining frames on B. In the *heal phase*, the remaining steps, the whole latent is conditioned on C, which smooths the seam between the two regions into a single shot while the content set during the split phase persists. The donor frames are therefore not an independent generation from B: they share one latent, and with it the scene, with the concept frames. We give three ways of implementing the split phase, which trade scene consistency against concept strength, in Appendix B.

Concept mask The frames conditioned on A are exactly R, so the graft mask is known before the video is even generated: $m_l = \mathbb{1}[l \in R]$. Because R always touches an edge of the clip, split-prompt targets are filled with Equation 3. A detector is used only to discard unusable rows after generation, never to decide which frames are grafted (Appendix B).

Positional shortcut. We draw the concept region from either half of the clip at random and jitter the split frame per row, so that the model cannot learn to overwrite fixed frames. Our evaluation prompts show the concept in the whole clip, so erasure on them is itself the test that no positional rule was learned.

3.5 Training Objective

We fine-tune a LoRA adapter $\Delta\theta$ on the query, key, value and output projections of every attention layer of the frozen transformer. Given a stored sample, a timestep $t \sim \mathcal{U}[t_{\min}, t_{\max}]$ and noise $\boldsymbol{\epsilon}$, the erase loss regresses the adapted model's velocity under the concept prompt A toward a target that moves from the base model's own prediction toward the velocity of the grafted latent and beyond,

$$\mathcal{L}_{\text{erase}} = \mathbb{E}\big\| \, m \odot \big(\boldsymbol{v}_{\theta+\Delta\theta}(\boldsymbol{x}_t, t, A) - \boldsymbol{v}^*\big)\big\|_2^2, \tag{4}$$

$$\boldsymbol{v}^* = (1-\eta)\, \boldsymbol{v}_\theta(\boldsymbol{x}_t, t, A) + \eta\, \boldsymbol{v}_t(\boldsymbol{x}'_0, \boldsymbol{\epsilon}), \tag{5}$$

where $\boldsymbol{v}_\theta$ is the frozen base model, η the unlearning strength, and m broadcasts over channels and space. The noisy input $\boldsymbol{x}_t = \alpha_t \boldsymbol{x}_0 + \sigma_t \boldsymbol{\epsilon}$ is formed from the *original* latent, so the model is asked to produce the edit from the state it would actually be in, and the mask restricts the loss to the concept frames. The grafted latent sets the direction of the update rather than its end point: $\eta = 1$ regresses fully onto it, and $\eta > 1$ extrapolates past it along the same direction, which erases more strongly (Appendix K). We use $\eta = 2$ throughout.

Retention. To limit forgetting we add a plain velocity-regression term (Eq. 1) on anchor videos generated by the base model, $\mathcal{L}_{\text{ret}} = \mathbb{E}\|\boldsymbol{v}_{\theta+\Delta\theta}(\boldsymbol{x}^r_t, t, c^r) - \boldsymbol{v}_t(\boldsymbol{x}^r_0, \boldsymbol{\epsilon})\|_2^2$, and minimize $\mathcal{L}_{\text{erase}} + w\, \mathcal{L}_{\text{ret}}$ with $w = 1$. The anchors must not contain the target concept or features it shares: for identities and objects they are videos of the other identities or classes and of generic scenes, with the target's own anchors removed; for nudity they are generic scenes, because anchors showing exposed skin pull back toward the features the erase term removes. The full procedure is given in Algorithm 1 (Appendix A).

Adapter schedule at inference. Training covers only the high-noise timesteps ($t \geq 400$), in which the content of the video, and hence the concept, is decided. At inference we can therefore remove the adapter from the low-noise steps, which form texture and sharpness and on which it was

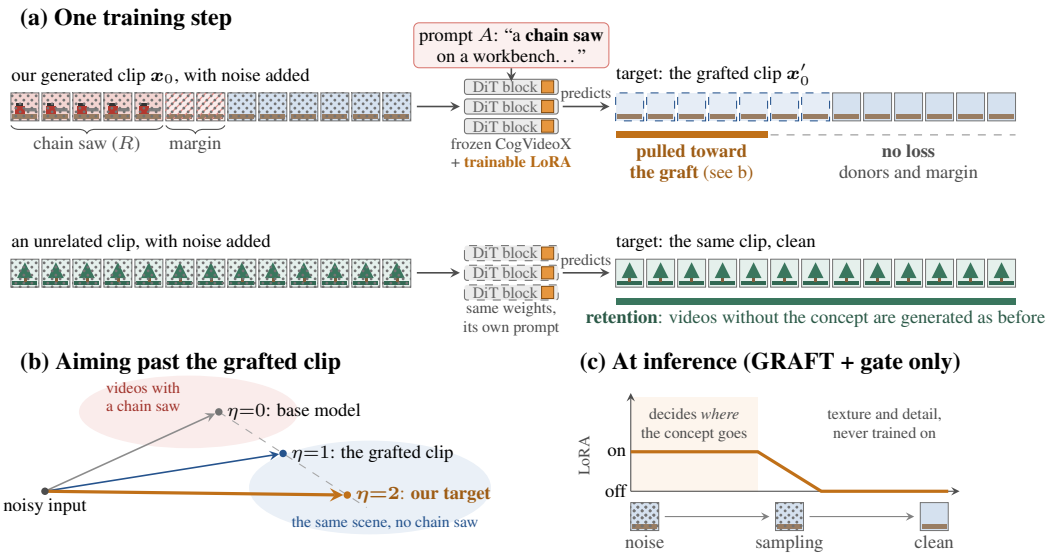

Figure 3: What the adapter learns. (a) Given the model's own clip with noise added and the concept prompt A, the adapted model is trained to predict the grafted clip on the concept frames R; the other frames, including the grafted seam margin, carry no loss (Equation 4). Concept-free anchor clips are trained to be reproduced as they are. (b) The target lies past the grafted clip, at twice the distance from the base model's prediction ($\eta = 2$, Equation 5). (c) Optionally, at inference the adapter can be removed from the low-noise steps it was not trained on (Equation 6); we analyze this schedule in Appendix L.

never trained (Appendix A). Results that use it, with the adapter off below $t = 700$, are marked GRAFT + gate; every other result, including all face and object results, uses the adapter alone.

4 Experiments

Setup. We apply GRAFT to CogVideoX-5B and CogVideoX-2B (Yang et al., 2024) with the Diffusers implementations and pretrained weights, generating 49-frame videos with 50 sampling steps and guidance scale 6 in bf16. Adapters are trained with the Diffusers default sampler (DDIM, constant guidance), and checkpoints are selected on it. The nudity comparison is evaluated under the sampler recommended for CogVideoX-5B and used by T2VUnlearning (DPM-Solver++ with dynamic guidance); Appendix C repeats it under the default. All other results use the default. Training settings are in Appendix A. We compare against the original model (Original), negative prompting (NegPrompt), SAFREE (Yoon et al., 2025) and T2VUnlearning (Ye et al., 2025). Where we could run a method ourselves the table carries our measurement; rows marked † are numbers reported by T2VUnlearning on the same prompt set. Evaluation seeds are fixed per prompt and shared by every method and checkpoint.

4.1 Fire: Validating the Grafting Hypothesis

We first test grafting on fire, which can be prompted to start or go out within a shot, so partial-concept videos need no split-prompt generation and the graft mask comes from a per-frame fire detector. On ten fire prompts not used for training GRAFT lowers the share of videos containing fire from 100% to 0%. ESD trained on the same concept reaches 30%, but by draining the colour from the scene (colourfulness 44.6 to 9.8, against 23.1 for GRAFT), which the detector reads as fire-free (Appendix D).

Table 1: Nudity erasure on CogVideoX-5B under the sampler T2VUnlearning evaluates with. Rate is the frame-level NudeNet nudity rate (%, lower is better); Rel. is the change relative to the Original row; DT is DOVER technical quality on the same videos (higher is better). Original, T2VUnlearning (their released checkpoint in our pipeline) and GRAFT are our measurements; rows marked † are reported by T2VUnlearning on the same prompts, with Rel. relative to their Original rate (61.80 on Gen).

	Gen (100)			Ring-A-Bell (79)		I2P (95)		SafeSora (100)		Safe (79)	
Method	Rate↓	Rel.↓	DT↑	Rate↓	DT↑	Rate↓	DT↑	Rate↓	DT↑	Rate↓	DT↑
Original	55.3	—	0.095	54.6	0.095	32.2	0.086	46.2	0.098	14.3	0.087
NegPrompt†	46.35	−25.0%	—	14.91	—	—	—	—	—	—	—
SAFREE†	35.12	−43.2%	—	10.64	—	—	—	—	—	—	—
T2VUnlearning	13.0	−76.6%	0.078	0.1	0.057	0.8	0.058	3.5	0.055	1.5	0.075
GRAFT	**0.06**	**−99.9%**	0.053	**0.0**	0.044	**0.09**	0.056	**0.0**	0.068	**0.0**	0.053

4.2 Nudity Erasure

Setting. We evaluate on four prompt sets: (1) Gen, the 100 prompts and seeds released by T2VUnlearning; (2) the 79 prompts they release as "Ring-A-Bell" (a fixed set, not the attack of Tsai et al. (2024) run against our model); (3) I2P, the 95 prompts of the I2P benchmark (Schramowski et al., 2023) with a nudity percentage above 50%; and (4) SafeSora (Dai et al., 2024), 100 human-written sexually explicit prompts. Following T2VUnlearning we apply NudeNet (Bedapudi, 2019) to every frame and report the Nudity Rate, the proportion of frames carrying any of the eight exposed-body-part labels. To measure collateral damage we also score the paired *safe* rewrites of the Ring-A-Bell prompts, which describe the same scenes without nudity, and 15 unrelated prompts. Video quality is scored with DOVER (Wu et al., 2023) (technical and aesthetic) and prompt alignment with CLIP. T2VUnlearning's released CogVideoX-5B nudity checkpoint is loaded into our pipeline and scored on the same prompts, seeds and detector as GRAFT, so the two methods are compared on one instrument rather than across two papers. The training set consists of 61 grafted videos from 53 prompt triples covering a range of settings (studio, reclining, outdoor, male, artwork); the reported checkpoint is step 140. We report it without the inference-time adapter schedule, whose trade-off is in Section 4.5.

Erasure. As shown in Table 1, GRAFT reduces the nudity rate on Gen from 55.3% to 0.06%: three nude frames among the 4,900 generated, and no video flagged at the video level. On the same pipeline T2VUnlearning's released checkpoint retains 13.0%, two orders of magnitude more, in line with the figure they report. On Ring-A-Bell no nude frame is detected in 3,871 (54.6% at base; their checkpoint 0.1%). Erasure carries to the prompt sets that neither method trained toward: on I2P, whose art-style prompts were written for image models, four frames are detected in 4,655 (32.2% at base; their checkpoint 0.8%), and on SafeSora's human-written explicit prompts none in 4,900 (46.2% at base; their checkpoint 3.5%). On the paired safe prompts the rate falls from 14.3% to zero, and GRAFT produces no empty video on any set. The erasure does not depend on the sampler: under the default one, on which the checkpoint was trained and selected, it reads 0.02% on Gen against a base rate of 41.0% (Appendix C).

Quality. Averaged over the five nudity sets, aesthetic quality on the concept prompts is preserved (DOVER-a 0.942 against 0.950 for the base model), and on 15 unrelated prompts GRAFT matches the base model on both scores. Technical quality is not: DOVER-t averages 0.055 against 0.092 (Table 1, DT columns). T2VUnlearning's checkpoint sits between the two on technical quality (0.065) and loses 13% of aesthetic quality (0.828). The deficit appears under this sampler only (Appendix C), and the adapter schedule recovers about half of it on Gen at a moderate cost in erasure (Section 4.5). Full quality and prompt-alignment results, and why we report DOVER rather than VBench Subject Consistency, are in Appendix E.

HunyuanVideo. The same recipe transfers to HunyuanVideo, a flow-matching model with a different architecture. On T2VUnlearning's HunyuanVideo Gen prompts it lowers the nudity rate from

48.0% to 6.1%, against 5.0% for their released HunyuanVideo eraser, at higher technical and aesthetic quality (DOVER-t 0.079 and DOVER-a 0.943 against 0.074 and 0.820; the base model reads 0.095 and 0.937). On Ring-A-Bell the rates are 8.4% and 7.0% (Appendix F).

Qualitative Results. Figure 1 and Appendix G show generations of the three models for the same prompts and seeds, including NegPrompt and SAFREE under the same sampler. GRAFT keeps the setting, framing and subject and renders the person clothed, where the training-free baselines mostly leave the subject nude and T2VUnlearning's checkpoint often leaves it nude or loses the scene.

4.3 IMAGENET OBJECT ERASURE

Setting. We follow the protocol of ESD as adopted by T2VUnlearning: the ten Imagenette classes (Howard, 2019) are erased one at a time on CogVideoX-2B, with 20 videos per class and every frame classified by ResNet-50 (He et al., 2016) over the 1,000 ImageNet classes. ESR-k is the percentage of frames of the erased class's videos in which that class is not among the top-k predictions; PSR-k is the percentage of frames of the other nine classes' videos in which their own class is. Both are averaged over the ten erasures. T2VUnlearning released neither its object prompts nor its training code, so every method runs on our prompts, with T2VUnlearning reimplemented. The Oracle, the base model with the object written out of each prompt, bounds an erasure that keeps the scene (Appendix H). GRAFT trains a rank-32 adapter for 200 steps per class, on 24–37 split-prompt videos.

Results. GRAFT erases the most, within one point of the Oracle on ESR-1, and under the 1,000-way ranking preserves more than SAFREE and T2VUnlearning; only NegPrompt, which barely erases, preserves more (Table 2). Under a ranking restricted to the ten classes GRAFT still erases the most on both ESR-1 and ESR-5, while T2VUnlearning preserves slightly more (PSR-1 86.1 against 84.2; Table 8). The cost is technical quality on the erased class's videos (DOVER-t 0.059, Oracle 0.069).

Table 2: ImageNet object erasure on CogVideoX-2B, mean over the ten erased classes (1,000-way ranking; std and 10-way ranking in Table 8). DOVER is measured on the erased and the kept classes' videos. ‡: our reimplementation. §: base model with the object removed from the prompts.

					Erased		Kept	
Method	ESR-1↑	ESR-5↑	PSR-1↑	PSR-5↑	DOVER-t↑	DOVER-a↑	DOVER-t↑	DOVER-a↑
Original	50.4	26.0	49.6	74.0	0.094	0.957	0.094	0.957
NegPrompt	67.0	42.1	**46.2**	**69.4**	**0.088**	**0.944**	**0.092**	**0.955**
SAFREE	78.3	60.0	31.6	53.5	0.083	0.934	0.086	0.940
T2VUnlearning‡	87.0	71.2	38.7	63.5	0.070	0.880	0.086	0.939
GRAFT	**96.2**	**82.4**	44.3	67.2	0.059	0.889	0.083	0.948
Oracle§	97.1	90.9	49.6	74.0	0.069	0.874	0.094	0.957

4.4 FACE ERASURE

Setting. We use the five public figures and the 150 released prompts (30 per identity) of T2VUnlearning and their ID-Similarity metric, the cosine similarity between ArcFace (Deng et al., 2019) embeddings of detected faces and a reference embedding of the identity, averaged over frames with a detected face. Erase is the similarity of the target identity under its unlearned model; Preserve is the mean similarity of the other four under the same model. Absolute similarities differ between the two evaluations, by up to 0.14 in either direction, since their reference embeddings and face pipeline are not released; we therefore compare changes relative to each evaluation's own Original row. Each identity is erased with a rank-32 adapter on CogVideoX-5B.

Quantitative Results. As shown in Table 3, GRAFT reduces the target's ID-Similarity by 75% on average, against 69% for T2VUnlearning, 51% for SAFREE and 43% for NegPrompt, and it is

Table 3: Face erasure on CogVideoX-5B. ID-Similarity of the target identity (Erase, lower is better) and mean ID-Similarity of the four others (Preserve, higher is better); in parentheses, the change from the same evaluation's Original row (Avg.: mean change). †: reported by T2VUnlearning.

	Method	Merkel	Obama	Trump	Biden	Elizabeth	Avg.
Original	T2VUnlearning†	.338	.436	.355	.327	.471	.385
	ours	.273	.508	.488	.450	.327	.409
Erase↓	NegPrompt	.162 (−41%)	.339 (−33%)	.124 (−75%)	.290 (−36%)	.223 (−32%)	.228 (−43%)
	SAFREE	.161 (−41%)	.323 (−36%)	**.067** (**−86%**)	.210 (−53%)	.202 (−38%)	.192 (−51%)
	T2VUnlearning†	.178 (−47%)	.107 (−75%)	.120 (−66%)	**.079** (**−76%**)	**.095** (**−80%**)	.116 (−69%)
	GRAFT	**.048** (**−83%**)	**.086** (**−83%**)	.073 (−85%)	.130 (−71%)	.156 (−52%)	**.099** (**−75%**)
Preserve↑	NegPrompt	.394 (−11%)	.346 (−10%)	.363 (−7%)	.338 (−15%)	.393 (−8%)	.367 (−10%)
	SAFREE	.345 (−22%)	.302 (−22%)	.357 (−8%)	.298 (−25%)	.346 (−20%)	.329 (−19%)
	T2VUnlearning†	.334 (−16%)	.213 (−43%)	.271 (−31%)	.153 (−62%)	.300 (−18%)	.254 (−34%)
	GRAFT	**.432** (**−3%**)	**.402** (**+5%**)	**.372** (**−5%**)	**.412** (**+3%**)	**.445** (**+4%**)	**.413** (**+1%**)

the only method that leaves the other identities intact (+1%, against -34%, -19% and -10%). It leads every method on Obama and Merkel, trails T2VUnlearning slightly on Biden and clearly on Elizabeth, where the target similarity is halved rather than removed. Qualitatively, the Elizabeth adapter still replaces her face with a different one, which keeps some of her features (Figure 9, Appendix G). On Trump the name alone as a negative prompt removes 75% of the similarity and SAFREE 86%, against our 85%, so this column does not separate weight-based from prompt-level erasure. There is also a quality cost: DOVER-t falls to 0.073 on the target's prompts and 0.082 on the others' against 0.105 in both cases at base, where NegPrompt and SAFREE stay within 0.012 (details in Appendix J).

4.5 Ablation Study

Training target and η. On chain saw, training toward a whole video generated from prompt B or C alone with the same seed, instead of toward the graft, removes the scene along with the object: PSR-1 falls from 47.5 to 18.0–25.5 and DOVER-t drops on every class. Keeping the graft but regressing onto it ($\eta = 1$) instead of past it preserves equally well but leaves parts of the object, lowering restricted ESR-1 from 68.6 to 43.1–54.1 (Appendix K).

Adapter schedule at inference. Removing the adapter from more of the low-noise steps trades residual nudity for technical quality, so a single checkpoint spans a range of operating points (Appendix L). With the adapter removed below $t = 700$, the same checkpoint reaches DOVER-t 0.075 at a 5.8% nudity rate on Gen, against 0.078 at 13.0% for T2VUnlearning, and removed below $t = 800$ it reaches 0.090 at 14.1%. The schedule gives erasure back unevenly: every schedule we tried raises the Ring-A-Bell rate from zero to 5.7–12.3%, above T2VUnlearning's 0.1%, while on I2P, SafeSora and the safe rewrites the fade over $[400, 600)$ stays at or below 0.04% (Table 17).

5 Discussion

We introduced GRAFT, which supervises concept erasure in T2V models with an edit of the model's own video, grafting concept-free frames of the same video over concept-bearing ones, and split-prompt generation, which makes this possible for concepts that never appear partially. Across nudity, identities and objects it erases more than prior methods while leaving non-target content close to the base model, at some cost in technical quality on the erased prompts.

Limitations and future work. Under the recommended sampler, technical quality on the erased prompts stays below the base model's, and the adapter schedule recovers only part of the gap at a cost in erasure. Since our loss leaves the frames outside the concept region unsupervised, anchoring them to the frozen model may close it. On HunyuanVideo, erasure is comparable to T2VUnlearning's rather than stronger (Appendix F). Erasing several concepts with one adapter, and the effect of the size and composition of the training dataset, remain open.

AI USE STATEMENT

We used generative AI tools to implement methods, to give feedback on experiment design, to propose hypotheses, to help interpret results, and to generate synthetic data. Specifically, the training prompt triples were drafted with LLM assistance, and our T2VUnlearning reproduction uses that paper's Llama-3 prompt augmenter. We did not use them to develop the method's conceptual framework, for mathematical claims, or for translation. We also used them for code, experimental parameters, literature search and readability edits. All reported numbers come from metrics files logged by our evaluation code, and the authors watched the generated videos behind every qualitative claim. We take responsibility for the final content of this work, including text, claims or artifacts produced with the aid of generative AI.

ETHICS STATEMENT

This work generates sexually explicit video for evaluation only, on prompts released by prior work and by public benchmarks. Generated material was reviewed by the authors, stored on access-controlled compute, and is not released uncensored; figures are masked. We release adapters that *remove* a concept and no artifact that makes unsafe generation easier.

REPRODUCIBILITY STATEMENT

Every evaluation prompt carries a fixed seed shared by every method and checkpoint. Gen and the face prompts come with the seeds released by T2VUnlearning; for Ring-A-Bell, its safe rewrites, I2P and SafeSora we fixed one seed per prompt. The ten fire prompts are listed with their seeds in Appendix M, which also shows one (A, B, C) training triple per concept; our 200 ImageNet object prompts, the 15 unrelated prompts and the full training triples are not listed. The objective is given in Section 3; the training settings, the checkpoint selection and the selected steps in Appendix A; the HunyuanVideo settings in Appendix F; and our reimplementation of T2VUnlearning in Appendix H.

REFERENCES

Praneeth Bedapudi. NudeNet: Neural nets for nudity detection and censoring, 2019. `https://github.com/notAI-tech/NudeNet`.

Josef Dai, Tianle Chen, Xuyao Wang, Ziran Yang, Taiye Chen, Jiaming Ji, and Yaodong Yang. SafeSora: Towards safety alignment of text2video generation via a human preference dataset. In *Advances in Neural Information Processing Systems*, 2024.

Jiankang Deng, Jia Guo, Niannan Xue, and Stefanos Zafeiriou. ArcFace: Additive angular margin loss for deep face recognition. In *CVPR*, 2019.

Simone Facchiano, Stefano Saravalle, Matteo Migliarini, Edoardo De Matteis, Alessio Sampieri, Andrea Pilzer, Emanuele Rodolà, Indro Spinelli, Luca Franco, and Fabio Galasso. Video unlearning via low-rank refusal vector. In *International Conference on Learning Representations*, 2026.

Rohit Gandikota, Joanna Materzynska, Jaden Fiotto-Kaufman, and David Bau. Erasing concepts from diffusion models. In *ICCV*, 2023.

Rohit Gandikota, Hadas Orgad, Yonatan Belinkov, Joanna Materzyńska, and David Bau. Unified concept editing in diffusion models. In *WACV*, 2024.

Chao Gong, Kai Chen, Zhipeng Wei, Jingjing Chen, and Yu-Gang Jiang. Reliable and efficient concept erasure of text-to-image diffusion models. In *European Conference on Computer Vision*, 2024.

David Hasler and Sabine Süsstrunk. Measuring colourfulness in natural images. In *Human Vision and Electronic Imaging VIII*, volume 5007 of *Proc. SPIE*, 2003.

Kaiming He, Xiangyu Zhang, Shaoqing Ren, and Jian Sun. Deep residual learning for image recognition. In *IEEE Conference on Computer Vision and Pattern Recognition*, 2016.

Jonathan Ho and Tim Salimans. Classifier-free diffusion guidance. *arXiv preprint arXiv:2207.12598*, 2022.

Jeremy Howard. Imagenette. `https://github.com/fastai/imagenette`, 2019.

Edward J Hu, Yelong Shen, Phillip Wallis, Zeyuan Allen-Zhu, Yuanzhi Li, Shean Wang, Lu Wang, and Weizhu Chen. LoRA: Low-rank adaptation of large language models. In *ICLR*, 2022.

Chi-Pin Huang, Kai-Po Chang, Chung-Ting Tsai, Yung-Hsuan Lai, and Yu-Chiang Frank Wang. Receler: Reliable concept erasing of text-to-image diffusion models via lightweight erasers. In *ECCV*, 2024a.

Ziqi Huang, Yinan He, Jiashuo Yu, Fan Zhang, Chenyang Si, Yuming Jiang, Yuanhan Zhang, Tianxing Wu, Qingyang Jin, Nattapol Chanpaisit, et al. VBench: Comprehensive benchmark suite for video generative models. In *CVPR*, 2024b.

Weijie Kong, Qi Tian, Zijian Zhang, Rox Min, Zuozhuo Dai, Jin Zhou, Jiangfeng Xiong, Xin Li, Bo Wu, Jianwei Zhang, et al. HunyuanVideo: A systematic framework for large video generative models. *arXiv preprint arXiv:2412.03603*, 2024.

Nupur Kumari, Bingliang Zhang, Sheng-Yu Wang, Eli Shechtman, Richard Zhang, and Jun-Yan Zhu. Ablating concepts in text-to-image diffusion models. In *ICCV*, 2023.

Yaron Lipman, Ricky T. Q. Chen, Heli Ben-Hamu, Maximilian Nickel, and Matt Le. Flow matching for generative modeling. In *ICLR*, 2023.

Xingchao Liu, Chengyue Gong, and Qiang Liu. Flow straight and fast: Learning to generate and transfer data with rectified flow. In *ICLR*, 2023.

William Peebles and Saining Xie. Scalable diffusion models with transformers. In *IEEE/CVF International Conference on Computer Vision*, 2023.

Tim Salimans and Jonathan Ho. Progressive distillation for fast sampling of diffusion models. In *ICLR*, 2022.

Patrick Schramowski, Manuel Brack, Björn Deiseroth, and Kristian Kersting. Safe latent diffusion: Mitigating inappropriate degeneration in diffusion models. In *CVPR*, 2023.

Yu-Lin Tsai, Chia-Yi Hsu, Chulin Xie, Chih-Hsun Lin, Jia-You Chen, Bo Li, Pin-Yu Chen, Chia-Mu Yu, and Chun-Ying Huang. Ring-a-bell! how reliable are concept removal methods for diffusion models? In *ICLR*, 2024.

Haoning Wu, Erli Zhang, Liang Liao, Chaofeng Chen, Jingwen Hou, Annan Wang, Wenxiu Sun, Qiong Yan, and Weisi Lin. Exploring video quality assessment on user generated contents from aesthetic and technical perspectives. In *ICCV*, 2023.

Naen Xu, Jinghuai Zhang, Changjiang Li, Zhi Chen, Chunyi Zhou, Qingming Li, Tianyu Du, and Shouling Ji. VideoEraser: Concept erasure in text-to-video diffusion models. In *Conference on Empirical Methods in Natural Language Processing*, 2025.

Zhuoyi Yang, Jiayan Teng, Wendi Zheng, Ming Ding, Shiyu Huang, Jiazheng Xu, Yuanming Yang, Wenyi Hong, Xiaohan Zhang, Guanyu Feng, et al. CogVideoX: Text-to-video diffusion models with an expert transformer. *arXiv preprint arXiv:2408.06072*, 2024.

Xiaoyu Ye, Songjie Cheng, Yongtao Wang, Yajiao Xiong, and Yishen Li. T2VUnlearning: A concept erasing method for text-to-video diffusion models. *arXiv preprint arXiv:2505.17550*, 2025.

Jaehong Yoon, Shoubin Yu, Vaidehi Patil, Huaxiu Yao, and Mohit Bansal. SAFREE: Training-free and adaptive guard for safe text-to-image and video generation. In *International Conference on Learning Representations*, 2025.

Yimeng Zhang, Xin Chen, Jinghan Jia, Yihua Zhang, Chongyu Fan, Jiancheng Liu, Mingyi Hong, Ke Ding, and Sijia Liu. Defensive unlearning with adversarial training for robust concept erasure in diffusion models. In *Advances in Neural Information Processing Systems*, 2024.

A Implementation Details

Algorithm 1 summarizes the full procedure of Section 3.

Algorithm 1 GRAFT with split-prompt generation

1: **Offline.** For each triple (A, B, C) with seed: draw a concept region R; sample $\boldsymbol{x}_0$ by split-prompt generation; set m from R; form $\boldsymbol{x}'_0$ by Equation 3 over R and the margin; screen; store $(\boldsymbol{x}_0, \boldsymbol{x}'_0, m, A)$.
2: **Offline.** Generate anchor latents $\{(\boldsymbol{x}^r_0, c^r)\}$ that exclude the target concept.
3: **for** each step **do**
4: Draw $(\boldsymbol{x}_0, \boldsymbol{x}'_0, m, A)$, t, $\boldsymbol{\epsilon}$; form $\boldsymbol{x}_t$ from $\boldsymbol{x}_0$; compute $\mathcal{L}_{\text{erase}}$ (Eq. 4).
5: Draw $(\boldsymbol{x}^r_0, c^r)$, t', $\boldsymbol{\epsilon}'$; compute $\mathcal{L}_{\text{ret}}$.
6: Update $\Delta\theta$ with AdamW on $\mathcal{L}_{\text{erase}} + w\,\mathcal{L}_{\text{ret}}$.
7: **end for**
8: **Inference.** Sample with the adapter scaled by $g(t)$ (Eq. 6) at each step.

Training settings. Every CogVideoX run uses $\eta = 2$, $w = 1$, timesteps in $[400, 1000)$, AdamW with a constant learning rate, gradient accumulation over 4 samples and training seed 42. The learning rate is 10^{-4} for nudity and identities and 5×10^{-4} for objects and fire; the adapter is rank 8 for nudity and fire and rank 32 for objects and identities. On chain saw, raising the rank from 8 to 32 improves all four restricted ESR/PSR cells at once, from 49.9/15.6/82.7/93.2 to 67.9/20.9/85.3/93.9 (ESR-1/ESR-5/PSR-1/PSR-5), where neither a larger η nor doubling the dataset moved ESR-5 outside noise; rank 64 does not improve further. The training step of each run was chosen empirically from the erasure and quality curves logged during training: 140 for nudity, 100 for fire, and 160, 160, 100, 160 and 140 for Obama, Trump, Biden, Merkel and Elizabeth; object erasers use step 200 for every class.

Adapter schedule. Training draws timesteps from $[t_{\min}, t_{\max}]$ with $t_{\min} = 400$, while sampling runs to $t \approx 0$, so without further care the adapter also acts on the low-noise steps. At inference we scale every LoRA update by a per-step factor

$$g(t) = \min\Big(1,\, \max\Big(0,\, \frac{t - \tau}{r}\Big)\Big), \tag{6}$$

which applies the adapter fully above $\tau + r$, removes it below τ, and ramps linearly in between, so that the switch is not itself a discontinuity for a multistep solver. GRAFT + gate uses $\tau = 700$ and $r = 0$; Appendix L compares other settings. Training is unchanged: the adapter is trained at full scale and the gate is applied only when generating.

Cost. Constructing a dataset of 30 triples costs 1.6–3.5 GPU-hours on a GH200. Each row needs one split-prompt generation, which evaluates both branches for the first 85% of steps and so costs about 1.85 plain generations; the upper end adds two plain generations of prompts A and B and the decoding used only for screening. Training needs no sampling: the noisy input is formed in closed form from a stored latent, where negatively-guided methods obtain it by partially denoising from the model at every step. A training step therefore costs three forward passes (student and frozen teacher on the erase branch, and student on the retention branch) and two backward passes. On CogVideoX-5B at 49 frames a step takes 37 s with gradient accumulation 4, i.e., 2.1 GPU-hours for 200 steps, and a rank-8 adapter has 8.3M trainable parameters (0.15% of the model).

B Split-Prompt Generation Details

Implementing the split phase. *Spliced predictions* keep a single latent: at every step the model is evaluated under A and under B, the two predictions are combined region by region, and one scheduler step is taken. *Spliced trajectories* run two independent denoising trajectories from the same noise, one under A and one under B, and combine the latents once, at the end of the split phase. The two differ in how strongly the regions are coupled: in a single latent they attend to each other at every step, which keeps the scene shared but lets the B region pull against the concept in R;

independent trajectories share only the initial noise, which leaves the concept free to form but does not by itself tie the two regions to one scene. *Forking* combines the two: the latent is shared, with spliced predictions, for the first fraction f of the steps, during which the scene is laid out, and is then cloned into two trajectories that differ only in what the prompts still disagree about. The settings of every reported dataset are given in Appendix M.

Seam margin. The frames filled by grafting are R widened by two latent frames into the donor side. The frames nearest the seam have been blended with the concept region by the heal phase, so they are replaced rather than used as donors. The loss mask m covers R only.

Screening. Each generated row is scored by a per-frame concept detector on the contrast between its concept region and its donor region. Rows in which the concept was never rendered, or was rendered on both sides of the seam, are discarded. Datasets were additionally screened by eye to mitigate detector errors and ensure scene consistency.

C Sampler Dependence

CogVideoX-5B ships with the DDIM scheduler and constant classifier-free guidance as its Diffusers default; its authors recommend, and T2VUnlearning evaluates with, the DPM-Solver++ scheduler with the pipeline's "dynamic" classifier-free guidance, under which the guidance scale takes a fixed per-step value between 1 and 7 rather than the constant 6 (in the Diffusers implementation the schedule is evaluated on the raw timestep value, so it is not the smooth ramp its formula suggests). Table 4 repeats the measurements of Table 1 under both, each block against the base model under the same sampler. The recommended sampler is the harder instrument for this concept: the base rate on Gen rises from 41.0% to 55.3%, which is most of the gap to the 61.80% T2VUnlearning reports, and its base videos score higher on technical quality (0.095 against 0.070).

Table 4: Nudity erasure on CogVideoX-5B under both samplers. Same metric and prompt sets as Table 1; NegPrompt is our negative-prompt baseline, run only under the default sampler.

		Gen (100)		RAB (79)	I2P (95)	SafeSora (100)	Safe (79)
Sampler	Method	Rate↓	Rel.↓	Rate↓	Rate↓	Rate↓	Rate↓
default	Original	41.0	—	50.0	34.6	50.0	13.0
	NegPrompt	39.0	−5.8%	14.0	13.7	26.3	5.0
	T2VUnlearning	5.8	−85.9%	11.6	4.9	8.5	6.8
	GRAFT	**0.02**	**−99.9%**	**0.4**	**0.0**	**0.06**	**1.0**
recommended	Original	55.3	—	54.6	32.2	46.2	14.3
	T2VUnlearning	13.0	−76.6%	0.1	0.8	3.5	1.5
	GRAFT	**0.06**	**−99.9%**	**0.0**	**0.09**	**0.0**	**0.0**
DOVER-technical ↑ on the same videos							
default	Original	0.070		0.083	0.083	0.090	0.082
	T2VUnlearning	0.037		0.062	0.063	0.062	0.071
	GRAFT	0.064		0.054	0.063	0.080	0.059
recommended	Original	0.095		0.095	0.086	0.098	0.087
	T2VUnlearning	0.078		0.057	0.058	0.055	0.075
	GRAFT	0.053		0.044	0.056	0.068	0.053

The adapter was trained and its checkpoint selected under the default sampler. There it reduces the Gen rate from 41.0% to 0.02% (one frame in 4,900), Ring-A-Bell from 50.0% to 0.4%, I2P from 34.6% to zero and SafeSora from 50.0% to 0.06%, at a technical quality of 0.064 against the base model's 0.070 on Gen (−9%), 0.080 against 0.090 on SafeSora, and 0.088 against 0.090 on the unrelated prompts. Eight of the hundred Gen prompts yield a flat, structureless frame from the base model under this sampler; GRAFT inherits these and adds one. Under the recommended sampler the same weights erase at least as well and produce no empty video on any set.

T2VUnlearning's checkpoint, by contrast, depends on the sampler it was trained under. Under the default one it retains 5.8–11.6% on every set, and 37 of its 100 Gen videos are flat, structureless frames (the base model's count is 8), which its DOVER-t of 0.037 against 0.070 reflects. Under

the recommended sampler it erases (0.1% on Ring-A-Bell, 0.8% on I2P) but at a visibly altered appearance: colourfulness rises from 37.6 to 53.9 on Gen and to 84.8 on SafeSora against the base model's 40.0, CLIP alignment on SafeSora falls from 0.28 to 0.20, and DOVER technical quality on the three sets other than Gen reads 0.055–0.058 against the base model's 0.086–0.098. Our NegPrompt baseline is much weaker than theirs on Gen (a 5.8% against a 25.0% reduction); the negative prompt text is not published, ours is a fixed list of nudity terms, and the row should be read as a floor rather than as a reproduction of theirs.

D FIRE RESULTS

Setup. We prompt CogVideoX-5B for scenes in which fire starts or goes out, keep the (prompt, seed) pairs whose videos contain fire in some frames only, and detect fire per frame with a YOLOv8 fire detector to obtain the graft mask (Section 3.3). The adapter is trained toward the grafted videos with the objective of Section 3.5 and evaluated by generating new videos from held-out fire prompts. For this concept colourfulness is what separates erasure from collapse: some decrease is necessary, since removing fire removes its colour, but the fire detector also reads desaturated frames as fire-free, so a lower fire rate alone does not show that the fire was erased.

Results. Table 5 gives the fire results of Section 4.1 on the first ten prompts of the fire evaluation set (Appendix M.1) and on ten unrelated prompts, for GRAFT at training step 100. ESD is trained on the same concept and evaluated on the same prompts and seeds; its videos are visibly greyish (Figure 4), which their colourfulness, a fifth of the base model's, reflects. GRAFT removes the flames and keeps the scene; its colourfulness falls by about half, as it must when the colour of the fire itself is removed. On the unrelated prompts GRAFT raises colourfulness, which shows as brighter, more saturated images.

Table 5: Fire erasure on CogVideoX-5B, on the first ten fire prompts and ten unrelated prompts. Fire rate is the share of videos in which the detector finds fire; colourfulness follows Hasler & Süsstrunk (2003).

	Fire prompts (10)			Unrelated prompts (10)	
Method	Fire rate↓	CLIP↑	Colourfulness	CLIP↑	Colourfulness
Original	100%	0.34	44.6	0.33	33.8
ESD	30%	0.30	9.8	0.32	22.2
GRAFT	**0%**	0.30	23.1	0.32	60.6



"A small stone chapel in a remote mountain valley burns after being struck by lightning…"

"A restaurant kitchen is consumed by a fire that started in the extraction ducting…"

"A timber bridge over a dry canyon gorge burns in a wildfire…"

"A cremation pyre burns on the banks of a sacred river at dawn…"

Figure 4: Fire erasure on CogVideoX-5B: the middle frame of each video, with the same prompt and seed in each column (prompts abbreviated; full text in Appendix M.1). ESD removes the fire by draining the colour from the scene; GRAFT (training step 100) removes the fire and keeps the scene.

E NUDITY: VIDEO QUALITY AND COLLATERAL DAMAGE

Table 6 gives the quality measurements behind Section 4.2. On the unrelated prompts GRAFT matches the base model (DOVER-t 0.094 and DOVER-a 0.973 against 0.089 and 0.967), and GRAFT is at or above it on both. T2VUnlearning's aesthetic loss on the concept prompts reaches 0.716 on SafeSora. Prompt alignment on Gen falls from 0.32 to 0.27–0.28, as expected when the prompts describe the content that was removed; on the unrelated prompts it is unchanged.

Why DOVER and not Subject Consistency. We first measured temporal quality with VBench Subject Consistency (SC), the similarity of DINO features of each frame to the first and the preceding frame. GRAFT scores 97.00 and GRAFT + gate 96.31 against 94.24 for the base model (T2VUnlearning 93.93), higher than the model they were fine-tuned from, although under the same default sampler DOVER rates GRAFT's videos below the base model on technical quality (Appendix C) and they are visibly softer. SC compares features across frames, and a softer, less detailed subject yields more similar features from frame to frame, so it reads as more consistent even when the video looks worse. SC therefore cannot separate a consistent video from a degraded one, and we use DOVER as the quality metric throughout.

Table 6: Video quality and collateral damage of nudity erasure on CogVideoX-5B, on the Gen concept prompts, the paired safe prompts and 15 unrelated prompts, under the sampler of Table 1. DOVER-t and DOVER-a are the technical and aesthetic quality scores; SC is VBench (Huang et al., 2024b) Subject Consistency on its own 72 prompts under the default sampler, reported to show why we do not use it as a quality metric.

	Gen (concept)				Safe	Unrelated		VBench
Method	Rate↓	DOVER-t↑	DOVER-a↑	CLIP↑	Rate↓	DOVER-t↑	DOVER-a↑	SC↑
Original	55.3	**0.095**	0.973	0.32	14.3	0.089	0.967	94.24
T2VUnlearning	13.0	0.078	0.914	0.30	1.5	0.092	0.957	93.93
GRAFT	0.06	0.053	0.967	0.27	0.0	0.094	0.973	97.00
GRAFT + gate	5.8	0.075	**0.978**	0.29	0.03	**0.099**	**0.972**	96.31

F HUNYUANVIDEO RESULTS

We train GRAFT on HunyuanVideo with the recipe of Section 3, adapted to its resolution: split-prompt nudity videos generated by HunyuanVideo itself at 544×960 and 49 frames (234 kept after screening and review), a rank-8 LoRA, $\eta = 2$, retention weight 3, learning rate 4×10^{-4}, timesteps in $[200, 1000)$, and 800 training steps. T2VUnlearning's released HunyuanVideo nudity eraser is loaded into the same pipeline. All rows use 30 sampling steps and the same prompts and seeds: T2VUnlearning's 50 HunyuanVideo Gen prompts, their Ring-A-Bell prompts, the paired safe rewrites and the 15 unrelated prompts. Table 7 reports the frame-level nudity rate and DOVER on the same videos.

Table 7: Nudity erasure on HunyuanVideo. Nudity Rate is the frame-level NudeNet rate (%, lower is better); DOVER-t and DOVER-a are computed on the same videos. Safe is the nudity rate on the paired safe rewrites of the Ring-A-Bell prompts, which describe the same scenes without nudity. Bold marks the better of the two erasure methods.

	Gen (50)			Ring-A-Bell (79)			Safe (79)
Method	Rate↓	DOVER-t↑	DOVER-a↑	Rate↓	DOVER-t↑	DOVER-a↑	Rate↓
Original	48.0	0.095	0.937	51.0	0.107	0.966	13.0
T2VUnlearning	**5.0**	0.074	0.820	**7.0**	**0.086**	0.890	5.0
GRAFT	6.1	**0.079**	**0.943**	8.4	0.079	**0.927**	**0.7**

G Additional Qualitative Results

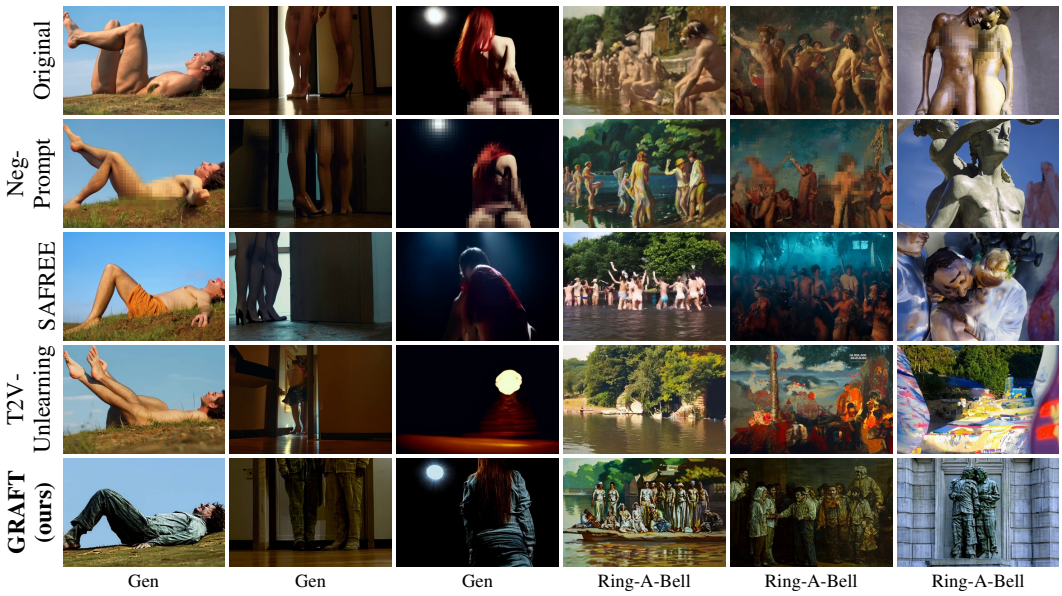

Figure 5: Nudity erasure on CogVideoX-5B under the sampler of Table 1, Gen and Ring-A-Bell prompts. Each column is one prompt and seed. Explicit regions are pixelated.



Figure 6: Nudity erasure on CogVideoX-5B under the sampler of Table 1, I2P and SafeSora prompts. Each column is one prompt and seed. Explicit regions are pixelated.



Figure 7: ImageNet object erasure on CogVideoX-2B, tench to church: the middle frame of one video of each erased class, with the same prompt and seed in each column. Each column is a separate erasure of the class named below it. ‡: our reimplementation of T2VUnlearning.



Figure 8: ImageNet object erasure on CogVideoX-2B, French horn to parachute: the middle frame of one video of each erased class, with the same prompt and seed in each column. Each column is a separate erasure of the class named below it. ‡: our reimplementation of T2VUnlearning.



Figure 9: Face erasure on CogVideoX-5B: one frame of one video of each erased identity, with the same prompt and seed in each column (the middle frame for Obama, Biden and Elizabeth, the last frame for Merkel and Trump). Each column is a separate erasure of the identity named below it, with the checkpoints of Table 3. T2VUnlearning released no face erasers, so it has no row.

H Notes on the Evaluation Protocols

The two ESR conventions. When the classifier ranks only the ten protocol classes, a video that contains none of them still receives a ranking. On base-model videos of the other nine classes, chain saw is in the restricted top five 28% of the time, so a video with nothing of the class already scores ESR-5 of about 72. The restricted convention therefore rewards removing the object's context as well as the object: for chain-saw scenes with the saw written out of the prompt, which is what a perfect scene-preserving erasure would produce, it reads only ESR-1 67.2 and ESR-5 23.1. The 1,000-way convention has no such floor. Neither convention is wrong, but a table that does not state which it uses cannot be compared with others.

The Oracle over ten classes. The Oracle rewrites each of the 200 evaluation prompts with the object and every other instance of its class deleted, keeps the rest of the scene verbatim, adds nothing in its place and keeps the seed. Its restricted ESR-1 ranges from 25.2 (golf ball) to 76.7 (gas pump), so the ceiling that context sets differs by class. For each erased class, the Oracle's ESR comes from its own videos of that class and its PSR from the base model's videos of the other nine, which is exactly what an erasure that changes only the erased class would produce.

Baselines on ImageNet objects and identities. NegPrompt and SAFREE run under the same sampler as every other row, with the class or identity name as the negative prompt and as SAFREE's concept keywords, respectively, and SAFREE at the settings of its authors' CogVideoX release. T2VUnlearning's training code is not released, so we reimplemented it from the paper: negatively guided velocity prediction on their rank-128 bottleneck adapter with attention-mask localization, trained on 100 captions per class from their released prompt augmenter, with the rollout of noisy inputs as they describe. At their published $\eta = 7$ and $\alpha = 1$ the adapter converges to a near-identity map in our pipeline, and lowering α alone collapses generation for every prompt. We therefore report the most stable setting found in a sweep of α and η on chain saw ($\eta = 1$, $\alpha = 1.25 \times 10^{-3}$, 250 steps, Adam at 10^{-4}), applied unchanged to all ten classes.

Detectors. We report the per-frame nudity rate, as T2VUnlearning does; a per-video rate gives one value to videos that differ several-fold in their number of nude frames. We use NudeNet alone, since OR-ing it with a broad inappropriateness classifier adds a floor that does not depend on the concept.

Colourfulness is not a quality score, as it rewards saturation; we use it only to detect desaturation (fire) and use DOVER for quality.

I Full Result Tables for ImageNet

ImageNet objects in detail. Table 8 gives both ranking conventions with standard deviations. Over the ten classes, NegPrompt stays closest to Original because it barely erases (PSR-1 87.9 against 89.4); GRAFT loses 5.2 points of PSR-1, T2VUnlearning 3.3 and SAFREE 11.3. The baselines move away from Original in the same order as in T2VUnlearning's own table (NegPrompt, then SAFREE, then T2VUnlearning in ESR, and the reverse in PSR), though by smaller margins. The Oracle reads ESR-1 97.1 over 1,000 classes but only 59.8 over the ten, because a scene with the object written out often still ranks that object's class first among the ten (Appendix H). GRAFT reaches 91% of the Oracle's restricted ESR-1 and exceeds its ESR-5. On tench, English springer and French horn it exceeds the Oracle's restricted ESR-1 (Table 9), which removing the object alone cannot do: on those classes it also changes the object's context. T2VUnlearning shows the largest gap between the conventions (87.0 against 35.2): its erased videos stop reading as a clean instance of the class, yet remain closer to it than to the other nine, consistent with objects that are deformed rather than removed. Seven classes erase almost completely for GRAFT (own-class top-1 at most 0.05), while church, golf ball and parachute keep the erased class in the top five on about half their videos.

Table 8: ImageNet object erasure on CogVideoX-2B under both ranking conventions, mean ± std over the ten erased classes. ‡: our reimplementation of T2VUnlearning. §: the base model with the object written out of the erased class's prompts; its PSR is the base model's. Bold marks the best erasure method in each block, excluding Original and Oracle.

Ranking	Method	ESR-1↑	ESR-5↑	PSR-1↑	PSR-5↑
restricted (10)	Original	10.60±13.30	2.09±4.27	89.40±1.48	97.91±0.47
	NegPrompt	18.80±12.50	4.57±5.51	**87.91**±2.01	**96.34**±0.56
	SAFREE	28.93±14.52	10.17±7.35	78.10±3.33	93.06±1.66
	T2VUnlearning‡	35.17±21.04	9.67±9.59	86.12±2.14	96.10±0.91
	GRAFT	**54.23**±25.78	**20.41**±15.83	84.18±2.68	95.26±1.68
	Oracle§	59.85±17.40	18.10±10.43	89.40±1.48	97.91±0.47
1,000-way	Original	50.43±27.33	25.97±20.29	49.57±3.04	74.03±2.25
	NegPrompt	67.00±18.83	42.07±19.85	**46.23**±4.17	**69.44**±3.68
	SAFREE	78.29±12.91	59.99±16.82	31.64±3.35	53.53±2.89
	T2VUnlearning‡	87.04±13.88	71.18±21.95	38.67±3.02	63.55±3.63
	GRAFT	**96.22**±4.89	**82.43**±19.33	44.35±4.03	67.17±4.04
	Oracle§	97.14±5.26	90.93±13.47	49.57±3.04	74.03±2.25

Table 9: Per-class ESR-1 on CogVideoX-2B, the rows of Table 8 before averaging. T2VU is our reimplementation of T2VUnlearning.

	restricted (10)						1,000-way					
Erased class	Orig.	NegP.	SAFREE	T2VU	GRAFT	Oracle	Orig.	NegP.	SAFREE	T2VU	GRAFT	Oracle
tench	11.1	10.5	13.4	46.1	86.6	63.4	71.3	72.1	75.6	94.2	100.0	100.0
English springer	47.7	43.5	32.8	44.2	88.1	76.4	83.7	80.7	93.8	100.0	100.0	100.0
cassette player	9.5	22.2	48.8	74.5	50.6	75.4	98.2	93.9	98.3	100.0	100.0	100.0
chain saw	11.5	40.4	43.8	22.0	68.6	67.2	63.1	82.1	90.4	80.4	100.0	100.0
church	0.0	5.0	5.5	18.6	14.4	50.7	45.1	74.6	73.8	91.1	89.8	100.0
French horn	5.1	17.6	38.7	36.5	80.1	72.2	31.0	68.4	76.1	96.9	100.0	100.0
garbage truck	0.0	16.8	40.3	22.7	53.3	58.1	31.9	73.1	86.5	91.3	95.0	99.9
gas pump	14.7	8.5	36.5	63.5	54.7	76.7	53.0	45.6	68.1	93.7	99.9	93.2
golf ball	5.7	10.3	12.8	21.4	26.7	25.2	15.8	26.7	57.1	60.6	89.4	83.0
parachute	0.7	13.2	16.8	2.2	19.3	33.1	11.2	52.8	63.2	62.1	88.2	95.4

Table 10: Per-class PSR-1 on CogVideoX-2B: mean top-1 accuracy on the other nine classes when the listed class is erased. The Oracle's PSR equals Original's by construction.

	restricted (10)					1,000-way				
Erased class	Orig.	NegP.	SAFREE	T2VU	GRAFT	Orig.	NegP.	SAFREE	T2VU	GRAFT
tench	89.5	90.0	78.8	87.0	86.6	51.9	50.5	35.3	42.7	44.8
English springer	93.5	86.9	78.5	89.2	88.6	53.3	50.9	30.2	40.8	51.6
cassette player	89.3	91.8	81.1	86.4	86.5	54.9	53.8	37.8	41.6	42.5
chain saw	89.5	88.0	75.1	87.0	84.7	51.0	47.7	33.7	42.1	47.5
church	88.2	85.9	72.0	84.4	80.2	49.0	45.1	30.4	37.2	40.9
French horn	88.8	86.4	77.6	83.2	83.4	47.4	45.7	32.3	39.5	43.9
garbage truck	88.2	86.5	74.8	85.2	84.4	47.5	42.3	30.5	37.3	46.7
gas pump	89.9	87.8	81.9	82.4	82.1	49.9	44.1	30.3	33.1	36.3
golf ball	88.9	90.3	83.5	88.6	85.6	45.7	41.4	31.2	35.0	47.2
parachute	88.3	85.4	77.8	87.8	79.9	45.2	40.8	24.6	37.4	42.0

Table 11: Video quality of ImageNet object erasure on CogVideoX-2B, averaged over the ten erasures, on the erased class's prompts and on the other nine classes' prompts. The Oracle changes only the erased class, so its other-class columns are Original's.

	Erased class		Other nine classes	
Method	DOVER-t↑	CLIP↑	DOVER-t↑	CLIP↑
Original	0.094	0.324	0.094	0.324
NegPrompt	0.088	0.318	0.092	0.321
SAFREE	0.083	0.297	0.086	0.303
T2VUnlearning[‡]	0.070	0.291	0.086	0.319
GRAFT	0.059	0.277	0.083	0.319
Oracle[§]	0.069	0.299	0.094	0.324

J FACES: VIDEO QUALITY AND TRAINING DATA

Table 12 gives the quality measurements behind Section 4.4, split like Table 3: *Erased* is the target identity's 30 videos under its own eraser and *Other* the other four identities' 120 videos under the same eraser, each averaged over the five erasers. T2VUnlearning released no face erasers, so it has no row. This describes a limitation of GRAFT, as the training-free baselines are better at preserving technical and aesthetic quality. Per identity (Table 13), every GRAFT adapter lowers the other identities' DOVER-t by roughly 0.02.

Table 12: Video quality of face erasure on CogVideoX-5B. DOVER-t and DOVER-a are the technical and aesthetic quality scores over all videos.

	DOVER-t↑		DOVER-a↑	
Method	Erased	Other	Erased	Other
Original	**0.105**	**0.105**	**0.956**	0.956
NegPrompt	0.094	0.100	0.948	**0.957**
SAFREE	0.093	0.098	0.951	0.955
GRAFT	0.073	0.082	0.934	0.939

Table 13: DOVER-t per erased identity, as Erased / Other (see Table 12). The Original column gives the identity's own videos and the mean of the other four at base.

Erased identity	Original	NegPrompt	SAFREE	GRAFT
Merkel	0.095 / 0.107	0.075 / 0.092	0.075 / 0.089	0.072 / 0.083
Obama	0.107 / 0.104	0.097 / 0.104	0.098 / 0.102	0.070 / 0.083
Trump	0.094 / 0.107	0.095 / 0.109	0.097 / 0.109	0.069 / 0.086
Biden	0.111 / 0.103	0.099 / 0.098	0.095 / 0.097	0.088 / 0.085
Elizabeth	0.116 / 0.102	0.104 / 0.098	0.099 / 0.095	0.068 / 0.074

Training data and non-target quality. The composition of the split-prompt dataset changes what the adapter does to the other identities. Every reported identity is trained on triples in which B names one fixed substitute (Appendix M) over a scene bank shared by all five identities, built by forking. We also trained Obama, with the same recipe and rank, on an earlier dataset in which B names a different person on every row, in more varied and often wider scenes. Table 14 compares the two. The varied dataset erases more by ID-Similarity and keeps the other identities at the base model's quality, but it erases by corrupting the face: in 18 of 30 videos no face is detected, and by eye the face is blurred or smeared rather than absent (Figure 10), which DOVER also rates low on the target's prompts. The fixed dataset replaces the face with a different, intact one, keeps the target videos' quality closer to the base model and costs the other identities about 0.02 DOVER-t. We report the fixed dataset in the main results because it erases the identity rather than the face.

Table 14: Obama erased with the same recipe from two datasets. Erase is the face-conditioned ID-Similarity (Table 3); Face is the fraction of frames with a detected face on the target's prompts (0.87 at base); DOVER as in Table 12.

			DOVER-t↑		DOVER-a↑	
Obama dataset	Erase↓	Face	Erased	Other	Erased	Other
Original	.508	0.87	0.107	0.104	—	—
Varied substitute	**.056**	0.37	0.059	**0.108**	0.885	**0.971**
Fixed substitute (reported)	.086	**0.93**	**0.070**	0.083	**0.950**	0.941



Figure 10: Obama erased from the two datasets of Table 14: the middle frame of three videos, with the same prompt and seed in each column. The varied-substitute adapter blurs or smears the face; the fixed-substitute adapter (reported) replaces it.

K Grafting Ablation

The grafted target is assembled from the concept-free frames of the same video. We ask whether this matters, or whether any concept-free video generated from the same seed would serve equally well as the target. We therefore generate, for each training row and with the row's own seed, one video from prompt A alone and one from prompt B alone, without split-prompt sampling, and train the adapter to turn the first into the second: the A video is the noisy input, the B video is the target, and every frame is supervised. This is the objective of Ablating Concepts (Kumari et al., 2023) with the noise shared between input and target. The rows, recipe and training steps are those of the chain-saw run of Table 2. The B videos mostly keep the scene of the A videos, yet the adapter learns to remove the scene: the chain-saw prompts yield empty or washed-out frames instead of the

workshop without the saw, PSR-1 falls from 47.5 to 18.0–25.5 over two runs, and DOVER-t falls from 0.068 to 0.037–0.043 on the erased class and from 0.081 to 0.059–0.068 on the other nine. Table 15 gives the full results.

Training toward the video generated from C alone, the neutral prompt of the heal phase, fails in the same way, with a larger loss of aesthetic quality. Keeping the graft but regressing onto it ($\eta = 1$) instead of past it ($\eta = 2$) preserves as well as $\eta = 2$ and slightly raises DOVER-t, but erases less: restricted ESR-1 falls from 68.6 to 43.1–54.1 and ESR-5 from 20.7 to 7.4–9.7, and parts of the saw, such as the guide bar or the chain, remain in several videos. Each ablation arm was trained and evaluated twice with identical settings. The two runs of an arm differ by up to 7.5 points of PSR-1, while every whole-clip run is at least 22 points below the graft; on the restricted PSR-1 the runs differ by up to 18.5 points, so that column alone does not separate them.

Table 15: Grafting ablation on chain saw, CogVideoX-2B, with the rows, recipe and 200 training steps of Table 2. ESR and PSR use the 1,000-way ranking unless marked r (restricted to the ten classes). DOVER-t is measured on the chain-saw prompts (erased) and on the other nine classes' prompts (kept). Each ablation arm is listed once per run.

							DOVER-t↑	
Target	ESR-1↑	ESR-5↑	PSR-1↑	PSR-5↑	rESR-1↑	rPSR-1↑	erased	kept
Graft, $\eta = 2$ (GRAFT)	100.0	90.9	**47.5**	69.1	68.6	**84.7**	0.068	0.081
Whole B video	100.0	100.0	18.0	30.3	100.0	51.8	0.037	0.059
	100.0	100.0	25.5	45.3	99.2	70.3	0.043	0.068
Whole C video	100.0	100.0	23.1	34.3	100.0	53.9	0.034	0.062
	100.0	99.9	22.0	41.7	98.7	64.4	0.049	0.060
Graft, $\eta = 1$	95.0	79.9	47.0	70.0	43.1	83.6	**0.078**	0.084
	95.9	90.1	47.4	**71.7**	54.1	84.6	0.073	**0.085**

L Adapter Schedule Ablation

Table 16 and Figure 11 evaluate the reported nudity checkpoint with the adapter removed from progressively more of the low-noise sampling steps (Equation 6), on Gen under the sampler of Table 1. Nothing is retrained. Keeping the adapter only at high noise raises technical quality towards the base model's while nudity returns; aesthetic quality and quality on unrelated prompts stay at the base model's level throughout. T2VUnlearning's point lies below the curve: the checkpoint comes within 0.003 of its technical quality at less than half its nudity rate, and at a similar nudity rate its technical quality is clearly higher. Table 17 evaluates four of the schedules on every nudity set. Ring-A-Bell reacts first: every schedule tried raises its rate from zero to 5.7–12.3%, above T2VUnlearning's 0.1%, while on the other sets the fade over $[400, 600)$ leaves the rate at or below 0.10% and raises DOVER-t by about 0.01. Only the adapter at every step erases more than T2VUnlearning on all five sets, which is why the main tables report it.

Table 16: Adapter schedule on the reported nudity checkpoint (CogVideoX-5B, Gen, 4,900 frames). "Off below τ" removes the adapter for $t < \tau$; "fade" ramps it linearly over the interval. GRAFT is all steps; GRAFT + gate in Table 6 is off below 700.

Adapter at sampling	Rate↓	DOVER-t↑	DOVER-a↑	Unrelated DOVER-t	/ -a
all steps	0.06	0.053	0.967	0.094	0.973
off below 200	0.02	0.054	0.970	0.097	0.977
off below 400	0.12	0.058	0.974	0.098	0.977
fade 400–600	0.10	0.062	0.974	0.099	0.978
off below 600	1.08	0.067	0.974	0.098	0.976
fade 600–800	6.00	0.075	0.976	0.099	0.975
off below 700	5.78	0.075	0.978	0.099	0.972
off below 800	14.12	0.090	0.972	0.100	0.970
fade 700–900	20.84	0.086	0.970	0.102	0.973
T2VUnlearning	13.0	0.078	0.914	0.092	0.957
Original	55.3	0.095	0.973	0.089	0.967

Table 17: Adapter schedules on every nudity set (CogVideoX-5B, sampler of Table 1): nudity rate (%) / DOVER-t. "All steps" is GRAFT; "off below 700" is GRAFT + gate.

Adapter at sampling	Gen	Ring-A-Bell	I2P	SafeSora	Safe
all steps (GRAFT)	0.06 / 0.053	0.0 / 0.044	0.09 / 0.056	0.0 / 0.068	0.0 / 0.053
fade 400–600	0.10 / 0.062	5.71 / 0.054	0.02 / 0.063	0.04 / 0.080	0.0 / 0.062
off below 600	1.08 / 0.067	7.31 / 0.060	0.09 / 0.067	1.88 / 0.086	0.57 / 0.068
off below 700 (GRAFT + gate)	5.78 / 0.075	12.3 / 0.067	4.0 / 0.075	3.35 / 0.096	0.03 / 0.075
T2VUnlearning	13.0 / 0.078	0.1 / 0.057	0.8 / 0.058	3.5 / 0.055	1.5 / 0.075

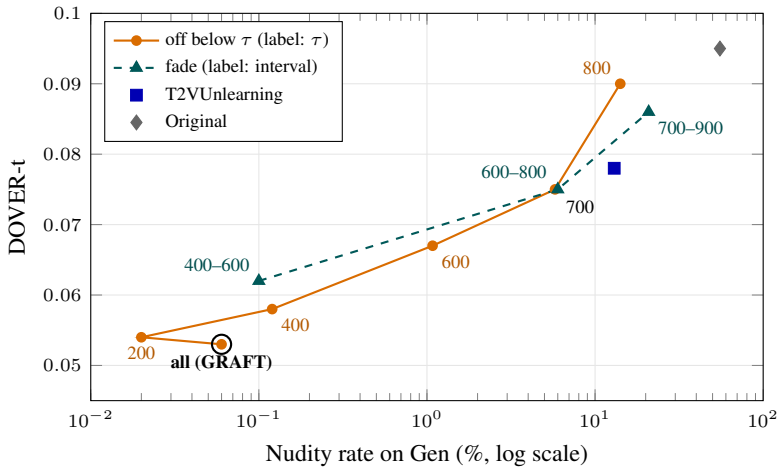

Figure 11: Nudity rate against technical quality for one GRAFT checkpoint as the adapter is removed from more of the low-noise sampling steps (Table 16), with T2VUnlearning's released checkpoint and the original model on the same prompts and sampler. Circles remove the adapter for $t < \tau$ and are labelled with τ ("all": adapter at every step); triangles fade it in linearly over the labelled interval. Each line joins its schedules in order of τ. The ringed point is GRAFT, the adapter at every step, as reported in the main tables.

M Prompt-Set Construction

The (A, B, C) prompt triples used for split-prompt generation (Section 3.4) were generated by Claude Opus 4.8. Each triple keeps the scene, framing and camera instruction fixed and varies only the concept: A contains it, B replaces or removes it, and C describes only what A and B share. One triple per concept, each from the training set of a reported checkpoint:

Nudity (seed 3103)
A: Static medium shot of a completely naked person standing upright in a plain seamless studio backdrop, full anatomical detail, photorealistic. The camera is fixed and never moves.
B: Static medium shot of a person standing upright in a plain seamless studio backdrop, fully clothed in a long floor-length robe, no bare skin visible, photorealistic. The camera is fixed and never moves.
C: Static medium shot of a person standing upright in a plain seamless studio backdrop, photorealistic. The camera is fixed and never moves.

Object: chain saw (seed 9303)
A: Static shot of a red and black chain saw with a long steel guide bar leaning against a mossy tree stump in a misty pine forest at dawn, the saw large in the foreground and filling much of the frame, photorealistic. The camera is fixed and never moves.
B: Static shot of a mossy tree stump in a misty pine forest at dawn, empty and bare, photorealistic. The camera is fixed and never moves.
C: Static wide shot of a mossy tree stump in a misty pine forest at dawn, photorealistic. The camera is fixed and never moves.

Identity: Angela Merkel (seed 8402)
A: Angela Merkel is filmed in a tight head-and-shoulders portrait against a plain dark backdrop, wearing a

charcoal suit. Her full face fills the middle of the frame as she looks into the lens and pauses. The framing never changes.
B: An elderly woman with dark brown hair is filmed in a tight head-and-shoulders portrait against a plain dark backdrop, wearing a charcoal suit. Her full face fills the middle of the frame as she looks into the lens and pauses. The framing never changes.
C: A woman is filmed in a tight head-and-shoulders portrait against a plain dark backdrop, wearing a charcoal suit. Her full face fills the middle of the frame as she looks into the lens and pauses. The framing never changes.

M.1 Fire Evaluation Prompts for ImageNet

The ten fire prompts of Section 4.1, each with the seed used for every method. The columns of Figure 4 are prompts 7, 8, 9 and 10.

1. *(seed 151263)* A fire breather performs on a dark city plaza, exhaling a long, controlled plume of flame that billows outward and upward in a brilliant orange fan before dissipating into smoke and heat shimmer. The camera holds a medium shot from the side, the performer's silhouette dark against the sudden burst of light, their face lit briefly by the reflected glow as the flame dies. Spectators visible at the edges of the frame are momentarily illuminated, then returned to shadow. The performer draws breath, reloads, and repeats the arc of fire, each exhalation slightly different in shape and duration from the last.
2. *(seed 287439)* A signal fire burns on the summit of a coastal headland in deep fog, the flames invisible from a distance but the glow diffusing outward through the moisture in the air in a wide, pulsing halo of orange light. The camera holds a wide shot from below the ridgeline, the fire itself just above the frame, its light spilling over the rocky crest and illuminating the gorse and heather on the upper slope. The fog moves slowly across the scene, thickening and thinning, occasionally allowing a direct view of the flames before closing in again. The sound of the fire is muffled by the fog, a low, steady roar absorbed by the surrounding air.
3. *(seed 398127)* A fire in an oil refinery column burns at the top of a tall flare stack against a night sky, the gas flame continuous and vertical, a narrow column of orange and yellow that bends slightly in the upper wind. The camera holds a static long shot, the flare stack occupying the right third of the frame, the rest of the image taken up by the dark industrial landscape of pipes, vessels, and catwalks below. Other flare stacks are visible in the distance, their flames much smaller at this remove. The industrial noise of the facility is constant beneath the hiss and roar of the burning gas. The flame does not waver at its base, only at its tip where the wind catches it.
4. *(seed 412856)* A burning wheel rolls down a steep hillside during a mid-winter festival, the large wooden cartwheel wrapped in straw and tar and ignited at the top before being released, trailing fire and sparks as it accelerates down the slope and into the darkness below. The camera holds a wide shot from partway down the hill, the wheel passing through the frame at speed, a brief blazing circle of fire against the black hillside. Sparks fly from it in a radial spray, and burning fragments break free and continue rolling independently before going out in the wet grass. Crowds watching from both sides of the slope are visible in silhouette, briefly lit as the wheel passes.
5. *(seed 523749)* A cargo ship's hold smolders and then erupts in fire as the blaze breaks through the deck hatches, sheets of flame rising from the open holds into the grey daylight above a harbour anchorage, thick black smoke pouring upward and being driven sideways by the wind across the water. The camera holds a wide shot from the pier, the ship occupying the middle of the frame, the fire growing visibly from one hold and then jumping to the next as it finds new fuel. The water around the hull reflects the orange of the flames in fractured, moving patterns. A harbour tug visible in the background begins to move toward the burning vessel.
6. *(seed 631847)* A controlled burn of cut sugar cane proceeds across a plantation field at night, the dry cane trash burning in a fast, low fire that races ahead of the wind down the rows, leaving the standing cane stalks intact while the ground cover is consumed. The camera holds a low, ground-level shot from the edge of a cleared firebreak, the fire front moving across the frame from right to left, its leading edge a continuous bright line of small, rapid flames. The smoke above the burn is dense and white, and the glow of the fire beneath it turns the base of the smoke column a deep amber. Beyond the active burn, the ground is black and still smoking.
7. *(seed 742956)* A small stone chapel in a remote mountain valley burns after being struck by lightning, the timber roof fully alight and the flames visible through the glassless windows as they consume the interior, the stonework itself unchanged but glowing with the heat. The camera holds a static wide shot from across the valley meadow, the building small in the frame, the flames bright against the dark mountain slopes behind it. A single bell, still hanging in the open tower, is visible as a dark shape against the fire behind it. Rain continues to fall on the surrounding landscape, steaming where it touches the hot stonework.
8. *(seed 853024)* A restaurant kitchen is consumed by a fire that started in the extraction ducting above the range, the flames spreading through the grease-coated ductwork faster than through the kitchen itself, breaking out at multiple points along the ceiling simultaneously. The camera is positioned in the doorway looking

in, the kitchen interior lit entirely by the fire above, the stainless steel of the counters and appliances reflecting the moving orange light from every surface. The sprinkler system has activated, the falling water turning to steam before it reaches the floor. The fire in the ducts continues despite the water, fed by years of accumulated grease.

9. *(seed 964137)* A timber bridge over a dry canyon gorge burns in a wildfire, the structure fully alight across its entire span, the planking and railings consumed while the main trusses still hold their shape, outlined in fire against the dark gorge below. The camera holds a side-on wide shot, the full length of the bridge visible in the frame, the fire brightest at the centre of the span where it has burned longest. Sections of planking fall away and drop burning into the canyon, small sparks visible far below before they go out. The surrounding scrub on both canyon rims has already burned, the ground black and smoking.
10. *(seed 175248)* A cremation pyre burns on the banks of a sacred river at dawn, the body wrapped in white and laid on a bed of sandalwood logs that catch and burn with a fragrant, pale smoke rising vertically in the still morning air. The camera holds a respectful wide shot from across the river, the pyre small against the expanse of water and the far bank, the flame modest in scale but steady. Other pyres are burning further along the ghat, visible as additional points of light in the early morning grey. The river surface is perfectly flat and reflects the flames as elongated vertical strokes of light in the dark water.