SEEING IS NOT ACTING: WARD DIAGNOSES THE EVIDENCE-TO-STATE-TO-ACTION GAP IN LONGITUDINAL CLINICAL AGENTS

Anonymous authors
Paper under double-blind review

ABSTRACT

Longitudinal clinical decision-making requires agents to translate accumulating evidence into updated patient-state judgments and appropriate actions over time. However, benchmarks centered on isolated responses or final task outcomes provide limited insight into intermediate failures in evidence use, state updating, and action selection. We introduce WARD, a benchmark for evaluating how clinical agents translate accumulating evidence into patient-state judgments and timely, safe actions. WARD comprises 4,560 clinical tasks across seven clinical output domains, organized into 240 checkpoints from 40 longitudinal clinical trajectories spanning 95 hospitalizations. Its Longitudinal Track evaluates these tasks under controlled cumulative evidence. Its Interactive Track evaluates end-to-end, tool-mediated clinical management across 271 verifiable evidence items and 141 reference transitions. Across 12 models with scorable checkpoint outputs, evidence recognition consistently outpaces downstream state and action decisions, with linked-evidence nonresponse reaching 74.47–90.90%. Models also struggle to retain and update information over time, while in the Interactive Track only 11.46% of executed actions advance a reference transition. These results reveal a persistent evidence-to-state-to-action gap and highlight the need for process-level evaluation of longitudinal clinical agents. Code and data are available at https://anonymous.4open.science/r/WARD-7C3A/.

1 INTRODUCTION

Large language models (LLM) are increasingly deployed across the clinical pipeline, from patient-facing symptom triage to clinician-facing decision aids that predict deterioration and inform coverage or discharge decisions (Ross & Herman, 2023; Wong et al., 2021). In January 2026, OpenAI launched a clinical reasoning platform built on GPT-5 that within months reached major U.S. health systems, giving clinicians direct access to a model designed to synthesize guidelines and patient information for real-time decisions (OpenAI, 2026b). These systems are increasingly operating with reduced human oversight over multi-step, longitudinal patient encounters rather than isolated queries.

However, a clinically useful agent must maintain a changing decision state, not merely answer successive clinical questions. In a study of oncology records, GPT-4 produced reasoning errors in 23.1% of case interpretations, with anchoring bias and omission errors directly linked to potentially harmful clinical recommendations (Kenaston et al., 2026). These failures have already caused concrete harm in deployment. A class-action lawsuit against UnitedHealth alleges that its algorithmic length-of-stay tool, nH Predict, systematically cleared patients for discharge before they met clinical criteria, overriding physicians' ongoing assessments (Ross & Herman, 2023). These shortcomings underscore the need to evaluate such capabilities before real-world deployment.

Nevertheless, existing benchmarks do not adequately evaluate model performance on long-horizon clinical reasoning as shown in Figure 1. First, static benchmarks such as MedQA and MultiMedQA query a model once over a complete case and score a single terminal answer, leaving a large gap between benchmark performance and real clinical settings (Jin et al., 2021; Singhal et al., 2023). Second, recent interactive benchmarks move closer to real clinical workflows, introducing sequential dialogue, EHR tool use, and multi-turn database queries (Schmidgall et al., 2026; Jiang et al., 2025;

Reviewers: please read the Reviewer Guidelines (iclr.cc/Conferences/2027/ReviewerGuidelines) and the AI Policy for Reviewers (iclr.cc/Conferences/2027/AIPolicyForReviewers). If you used AI to expand, edit, or polish your review, please provide the input text to the LLM. Better still, consider skipping the LLM and submitting your original text: we, and the authors, are much more interested in your unedited thoughts than in what an LLM has to say. AI-assisted or not, you are putting your name and reputation behind your review: LLM-generated falsehoods, hallucinations or misrepresentations are subject to disciplinary action, which may include desk-rejecting all papers you have authored.

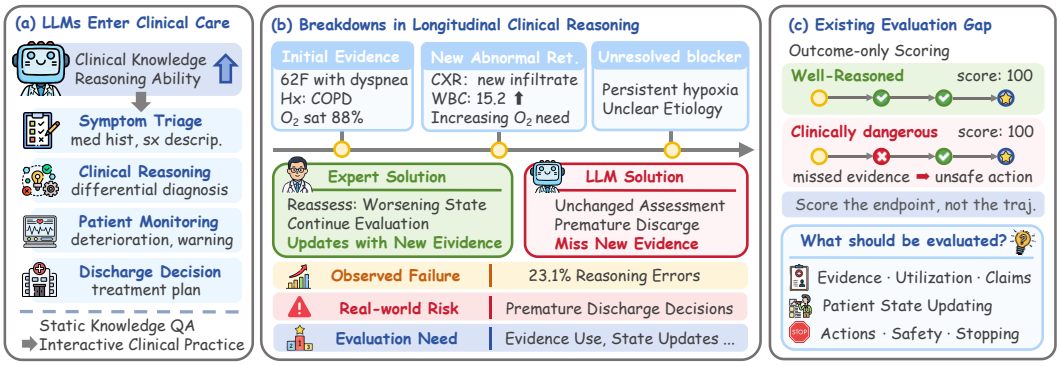

Figure 1: Motivation for the WARD. LLMs increasingly operate in interactive clinical settings but fail to update with evolving evidence, while outcome-only evaluation can obscure unsafe reasoning.

Lee et al., 2026), but their scoring remains tied almost entirely to final outcomes, overlooking whether the model's intermediate decisions remain clinically appropriate as evidence accumulates. As a result, clinically dangerous trajectories can receive the same score as well-reasoned ones.

To address these gaps, we propose WARD, a benchmark designed to evaluate if clinical agents can translate accumulating evidence into correct patient state judgments and timely, safe actions. It comprises 4,560 clinical tasks across seven clinical output domains, organized into 240 checkpoints from 40 real-world longitudinal clinical trajectories that support 2 evaluation tracks. The Longitudinal Track elicits one structured response independently at each checkpoint, providing only the cumulative record up to that time, and examines whether the model updates state and adjusts actions upon new evidence. The Interactive Track places the agent in a tool-mediated environment to complete full case trajectories with one tool call per turn, evaluating evidence acquisition, prerequisite resolution, sustained progress, and safety under a finite action budget. Our contributions are as follows:

- We construct WARD from real inpatient trajectories, with clinician-identified decision points and clinically grounded links between evolving evidence, decision targets, and longitudinal care progress. These trajectories support longitudinal evaluation across sequential clinical checkpoints and interactive evaluation through tool-mediated full-case execution.
- We design a process-level evaluation framework covering 7 clinical output domains, including evidence use and patient state, with 5 interactive diagnostics like prerequisite resolution and sustained progress to localize failures along the evidence-to-state-to-action chain.
- Experiments reveal 3 key limitations: models often fail to translate recognized evidence into clinical responses, struggle to update and retain correct judgments over time, and rarely turn locally valid actions into sustained trajectory progress.

2 Related Work

Early benchmarks such as MedQA (Jin et al., 2021) and MultiMedQA (Singhal et al., 2023) primarily assess medical knowledge and clinical reasoning through examination questions and static clinical cases. Subsequent benchmarks shifted toward EHR-based tasks that better reflect clinical practice. EHRBench (Xie et al., 2026) constructs diagnosis, treatment, and prognosis questions from real-world records; EHRSHOT (Wornow et al., 2023) evaluates clinical prediction from longitudinal patient histories; and TempoMed-Bench (Guan et al., 2026) examines whether models can recover medical knowledge valid at a particular point in time. More recent benchmarks extend clinical evaluation to interactive agents. AgentClinic (Schmidgall et al., 2026) places models in simulated clinical encounters where they interact with patients and tools to reach a diagnosis; MedAgentBench (Jiang et al., 2025) provides a FHIR-compatible virtual EHR environment for completing realistic workflows through tool use; and EHRChatQA (Lee et al., 2026) evaluates adaptive querying and action selection through multi-turn clarification and database interaction. WARD evaluates evidence-aligned state and action decisions across clinical checkpoints, while its interactive track further tests prerequisite resolution and sustained trajectory progress. See Appendix A for a detailed comparison.

3 WARD BENCHMARK CONSTRUCTION

3.1 CLINICAL TRAJECTORY AND CHECKPOINT CONSTRUCTION

WARD was developed from a deidentified institutional EHR snapshot containing 56,833 inpatient encounters across 138 clinical departments. Clinicians screened this snapshot for decision-dense cases with interpretable changes in patient state and clinically consequential dependencies among actions. The selected records were reconstructed into 40 longitudinal clinical trajectories spanning 95 hospitalizations, preserving the documented events and their temporal order. Checkpoints were anchored to clinically meaningful decision transitions rather than uniform time intervals. WARD distinguishes clinical time, when an event occurred, from available time, when its result became accessible for clinical decision making. At checkpoint t, the model receives only the cumulative record available by that point; all subsequently available evidence remains hidden. Detailed selection criteria and the case taxonomy are provided in Appendix B.4.

GPT-4o (OpenAI, 2024) generated provisional, non-authoritative annotations for all 240 checkpoints. Each checkpoint was processed independently within its temporal visibility boundary, without access to future evidence, downstream outcomes, existing reference labels, or clinician answers. This process yielded 1,019 clinical claims, 4,880 normalized patient-state elements, and 823 candidate actions for subsequent clinical review.A panel of 20 physicians reviewed every checkpoint against the temporally eligible clinical record through multiple rounds of quality control. Within each case, at least 40% of checkpoints received an independent second review. Critical omissions, potentially harmful actions, major safety constraints, and stopping decisions involving unresolved blockers underwent additional review regardless of sampling status. Disagreements were adjudicated by a third physician without input from the annotation model. Only annotations approved or adjudicated by clinicians entered the frozen reference set. The pre-annotation prompts, validation rules, review protocol, and adjudication procedures are documented in Appendix B.3.

3.2 TASK FORMULATION

As shown in Figure 2, at each checkpoint, WARD evaluates model performance through 7 structured clinical output domains: **Evidence** identifies the public record items most directly relevant to the current decision. **Utilization** records explicit links from visible evidence to clinical claims, state elements, and actions. **Claims** represent clinically meaningful assertions that are supported, contradicted, or remain unresolved under the cumulative record. **Patient State** integrates these assertions into the current clinical status, including active and resolved problems, unresolved prerequisites, and treatment readiness. **Actions** specify clinically appropriate next steps based on the resulting patient state. **Safety** and **Stopping** assess clinically important constraints, unresolved blockers, and whether investigation, treatment, observation, or termination remains appropriate.

3.3 DATA STATISTICS

WARD contains 4,560 clinical tasks, organized into 240 clinically defined checkpoints from 40 longitudinal trajectories covering 95 hospitalizations. Each trajectory contains 4–10 checkpoints. The cohort has a median age of 64 years (IQR, 56.8–70.0; range, 30–76) and is 60% female and 40% male. The Interactive Track evaluates end-to-end, tool-mediated clinical management over 271 verifiable evidence items and 141 reference transitions. Interactive trajectories contain a median of 27 evidence items and 12 transitions, with maximum of 41 and 27, respectively. Detailed cohort and case-level statistics are provided in Appendix B.4.

4 WARD EVALUATION FRAMEWORK

4.1 LONGITUDINAL EVALUATION

The Longitudinal Track evaluates both the model's structured clinical judgment at individual checkpoints and how these judgments change over time within the same case. At each predefined checkpoint, the model receives the cumulative public record available up to that point, without access to future information, reference answers, or its outputs from earlier checkpoints. The model must identify the

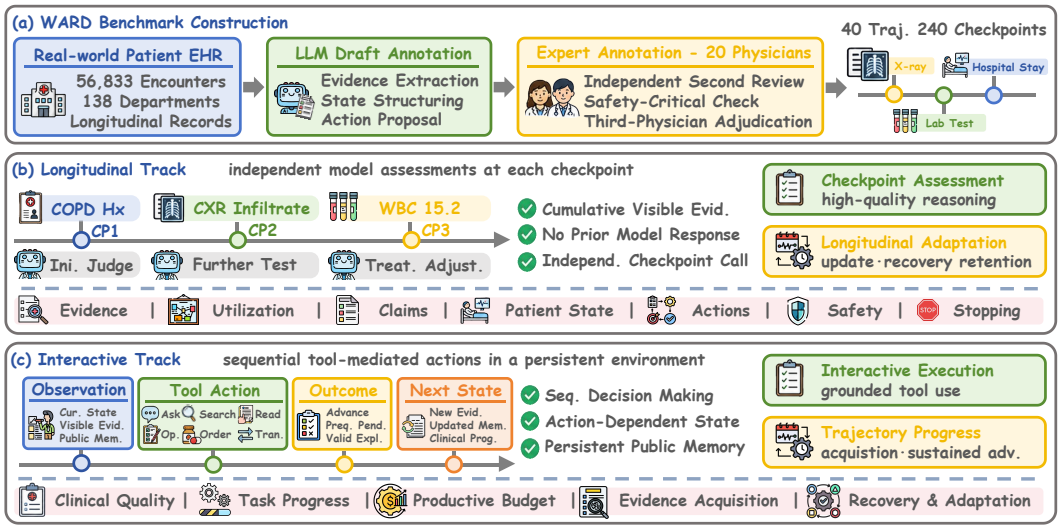

Figure 2: Overview of WARD benchmark construction and evaluation. WARD builds clinician-validated longitudinal trajectories from real-world EHRs and evaluates clinical agents through Longitudinal and Interactive Tracks, assessing checkpoint-level clinical judgment, temporal adaptation, and sequential tool-mediated execution.

evidence relevant to the current decision, explain how that evidence supports its clinical reasoning, represent the current patient state, propose appropriate next actions, and determine whether investigation, treatment, waiting, or stopping is appropriate. WARD then compares checkpoint predictions in temporal order within each case to assess whether the model updates its judgments when new evidence appears, later recovers previously missed information, avoids regression on previously correct information, and adjusts stopping decisions as prerequisites change. Task definition and data visibility rules are detailed in Appendix C.4 and C.1 respectively.

4.2 Interactive Evaluation

The Interactive Track evaluates whether the model can translate the evidence, state, and action reasoning assessed in the Longitudinal Track into sequential clinical actions that advance the patient trajectory. The model operates in a continuously updated clinical interaction environment, receiving at each turn the current stage, visible and newly released evidence, the previous action outcome, and public memory, and then issuing one clinical tool call. Available actions include patient communication, record search and retrieval, diagnostic or procedural actions, treatment, and care transition. The environment resolves each action against hidden clinical transitions and prerequisites and returns the resulting outcome. Actions that satisfy the current prerequisites advance the patient state and release the corresponding evidence, while prior actions, feedback, and memory persist across turns. The model must use this information to choose subsequent actions and progress through the clinical trajectory within a finite action budget. Tool and environment details are provided in Appendix C.2.

5 Experimental Setup

5.1 Models and Inference

We attempted 15 LLMs in the Longitudinal Track. The general-purpose set includes GPT-5.6-SOL and GPT-5.6-Terra (OpenAI, 2026a), GPT-5.1 (OpenAI, 2025), Claude Sonnet 5 (Anthropic, 2026), Gemini 3.1 Pro Preview and Gemini 3.6 Flash (Google DeepMind, 2026a;b), Qwen3.7-Max (Qwen Team, 2026), Qwen3-32B and Qwen3-14B (Yang et al., 2025), Kimi-K3 (Team et al., 2026a), and GLM-5.2 (Z.ai, 2026). The medical-domain set includes Baichuan-M3 (Team et al., 2026b), MedGemma-27B and MedGemma-4B(Sellergren et al., 2026), and Med-PaLM 2 (Singhal et al., 2025). The Interactive Track evaluates GPT-5.6-SOL, GPT-5.6-Terra, Gemini-3.6-Flash and Kimi-K3 on the prespecified subset. All models use the same setting with temperature = 0. The generation

length is 32,768 tokens for checkpoint evaluation and 640 tokens per interactive call. Interactive models issue one tool call per turn with a fixed trajectory-level action budget of 40. Full inference configurations are in Appendix E.1.

5.2 Evaluation Protocol

5.2.1 Checkpoint Metrics

At each checkpoint, structured fields are matched deterministically, while clinical text fields are first evaluated by normalized exact and registered-alias matching, with unresolved prediction–gold pairs passed to a frozen semantic Judge. Eligible pairs are then resolved through one-to-one matching to determine TP, FP, and FN. We report 7 F1 metrics: Evidence, Utilization, Claims, Patient State, Actions, Safety, and Stopping blockers, together with Stopping-decision accuracy and Critical-action recall. Full matching rules and metric definitions are provided in Appendix D.2.

For model m, trajectory c, and dimension d, TP, FP, and FN are pooled across all checkpoints $T(c)$ before computing trajectory-level F1:

$$F1_{mcd} = \frac{2\sum_{t\in T(c)} \mathrm{TP}_{mctd}}{2\sum_{t\in T(c)} \mathrm{TP}_{mctd} + \sum_{t\in T(c)} \mathrm{FP}_{mctd} + \sum_{t\in T(c)} \mathrm{FN}_{mctd}}. \tag{1}$$

Model-level scores are then macro-averaged across trajectories: all 40 trajectories in the main analysis and the 10 prespecified Interactive trajectories in Table 3. Invalid checkpoint outputs are scored as empty predictions in the primary checkpoint analysis but treated as unscorable in transition-based longitudinal analyses; valid-output-only sensitivity analyses are also reported.

5.2.2 Longitudinal and Interactive Metrics

Longitudinal track compares independently elicited predictions across ordered checkpoints, focusing on response to new evidence, later recovery of missed information, and regression from previously correct states. We report 6 diagnostics: State-delta immediate response, linked-evidence nonresponse, Stopping-change response, Evidence subsequent match, Evidence regression, and Stopping-decision regression. Cases with 0 denominators are excluded from the corresponding metric. Because checkpoint predictions are elicited independently, missed-to-matched transitions are described as subsequent matches or recovery rather than autonomous self-correction.

Interactive track assesses clinical quality, task progress, efficiency, repetition, and recovery. Metrics include clinician-rated overall clinical quality, milestone coverage, productive budget yield, reference-evidence recall, no-new-evidence repeat rate, longest nonproductive-run fraction, post-evidence advance rate, and pending recovery.

5.3 Evaluation Reliability

To reduce evaluator-specific bias and assess sensitivity to judge choice, we use DeepSeek-V4-Pro (DeepSeek-AI et al., 2026) as the primary semantic evaluator and Qwen3.7-Max (Qwen Team, 2026) as an independent sensitivity evaluator, forming a dual-judge setup consistent with established LLM-as-a-Judge practice (Zheng et al., 2023). Both judges apply the same prompt, response schema, and five-class verdict set and were calibrated on 800 manually labeled semantic pairs. DeepSeek achieved 86.52% accuracy and Cohen's $\kappa = 0.80$ (95% CI: 0.73–0.87) against the clinician-annotated reference, while Qwen achieved 82.98% accuracy. These statistics quantify agreement with the clinician-labeled calibration reference. For a matched baseline, three physicians independently completed the same 50-checkpoint subset under the models' visibility boundary, instructions, and output schema. Their submissions were then scored against frozen references using the identical pipeline. Mean clinician F1 exceeded the model mean by 9.70, 13.44, and 19.22 percentage points for Evidence Utilization, Patient State, and Next Actions, respectively. Scores and adjusted paired case-resampling intervals are reported in Appendix F.3.

For the Interactive Track, the primary 1–7 overall clinical quality score achieved a quadratic-weighted Cohen's $\kappa = 0.82$ (95% CI: 0.80–0.87) and an absolute-agreement ICC of 0.88. Confidence intervals are estimated by case-level bootstrap resampling that preserves model pairing, using 20,000 replicates

Table 1: **Primary checkpoint-track performance across models.** All values are case-macro percentages. Evidence, Utilization, Patient State, and Actions are reported as F1; Stopping Accuracy is categorical. Darker cells indicate the best per-column point estimate. ×marks models with no scorer-valid outputs; † indicates MedGemma-27B's 52 schema-invalid checkpoints, scored as empty.

	Evidence Processing		State	Clinical Decisions		
Model	**Evidence Recognition**	**Evidence Utilization**	**Patient State**	**Next Actions**	**Critical-Action Recall**	**Stopping Acc.**
GPT-5.6 SOL	55.85	**18.87**	**27.93**	20.95	**29.15**	63.66
GPT-5.6 Terra	45.34	14.42	23.55	**24.96**	26.19	57.48
GPT-5.1	63.19	15.12	19.18	13.80	17.58	59.64
Claude Sonnet 5	47.32	11.54	20.48	13.07	14.19	53.96
Gemini 3.1 Pro	42.33	11.36	14.90	11.02	10.71	67.37
Gemini 3.6 Flash	37.27	10.40	16.25	13.45	12.06	70.10
Qwen 3.7 Max	49.51	10.93	14.04	11.38	11.36	71.76
Qwen3-32B	31.50	5.84	10.72	4.92	4.41	36.49
Qwen3-14B	17.94	2.01	4.19	1.18	0.60	17.79
Kimi K3	**63.40**	17.36	23.27	11.77	19.63	**72.09**
GLM-5.2	59.39	15.07	19.97	11.84	17.08	59.49
Baichuan-M3	×	×	×	×	×	×
MedGemma-27B†	51.70	7.30	10.52	3.00	2.60	47.09
MedGemma-4B	×	×	×	×	×	×
Med-PaLM 2	×	×	×	×	×	×

for checkpoint and longitudinal analyses and 10,000 for interactive analyses. Detailed clinician rubrics, independent ratings, and adjudication procedures are provided in Appendix F.1.

6 Results

WARD reveals a widening gap between recognizing clinical evidence and acting on it effectively. Relevant evidence does not consistently translate into correct patient-state judgments or next actions; these judgments are not always maintained over time; and locally reasonable actions do not necessarily yield sustained trajectory progress. We therefore analyze this gap through 3 views: the evidence-to-decision gap, longitudinal adaptation and retention, and interactive execution and sustained progress.

6.1 Evidence Recognition and Downstream Decision Gaps

Evidence recognition substantially outpaces downstream state and action performance.

Models perform substantially better at evidence recognition than at patient-state inference and action selection, and this gap is consistent across models. As shown in Table 1, across the 12 scorable models, the median Evidence Recognition F1 is 48.42%, compared with 17.72% for Patient State and 11.81% for Next Actions, corresponding to median score gaps of 27.68 and 34.58 percentage points. Evidence-level model rankings also become less aligned with downstream state and action performance: Evidence Recognition correlates strongly with Evidence Utilization (Spearman $\rho = 0.80$), but more weakly with Patient State ($\rho = 0.53$) and Next Actions ($\rho = 0.37$).

This disconnect persists even when the relevant evidence has already been recognized. Linked-evidence nonresponse remains high at 74.47%–90.90%, while state-delta immediate response is only 0–16.00% (Figure 3). This suggests that models can identify and associate local evidence but struggle to incorporate it into an evolving clinical state and update the dependent state variables and decision conditions. As decisions increasingly depend on multiple interrelated evidence items and prerequisites, these incomplete local updates can compound, preventing evidence-level capability from consistently carrying through to state and action decisions.

6.2 Longitudinal Adaptation and Retention

Models struggle to both recover and retain correct clinical judgments over time.

As shown in Table 2, models struggle to both recover previously missed information and retain evidence that was already identified correctly in longitudinal tasks. The median Later Match is only

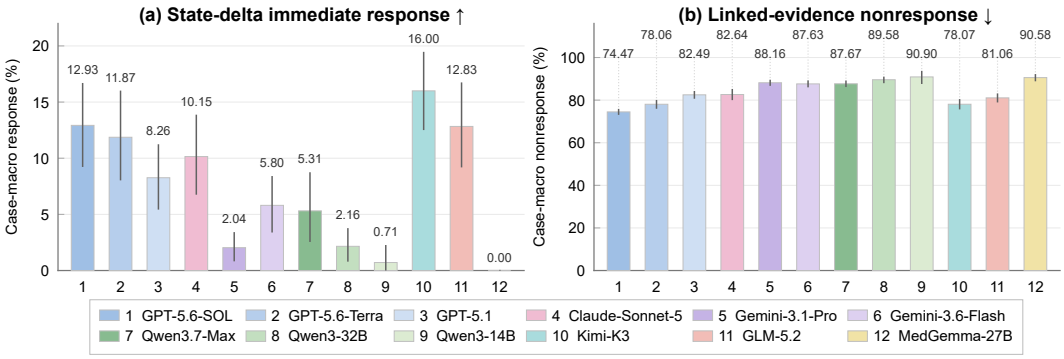

Figure 3: **Conditional downstream response.** Bars show case-macro percentages and whiskers show 95% case-bootstrap CIs. (a) State-delta immediate response; (b) linked-evidence nonresponse.

Table 2: **Longitudinal adaptation and stability.** All values are case-macro percentages. *No stopping regression occurred among 25 eligible Qwen3-32B clinical trajectories. † MedGemma-27B has 52 unscorable checkpoints. Eligible cases are 29/40, 35/40, 40/40, and 29/40, respectively.

	Evidence Dynamics		Stopping Dynamics	
Model	**Later Match ↑**	**Evidence Regression ↓**	**Change Response ↑**	**Stopping Regression ↓**
GPT-5.6 SOL	25.07	33.30	62.71	13.10
GPT-5.6 Terra	5.61	40.97	56.88	18.10
GPT-5.1	26.69	**22.12**	57.50	19.38
Claude Sonnet 5	32.89	38.08	51.25	19.72
Gemini 3.1 Pro	18.64	52.09	69.58	39.18
Gemini 3.6 Flash	13.98	64.91	70.63	37.22
Qwen 3.7 Max	11.68	36.24	**74.58**	32.11
Qwen3-32B	14.86	50.67	20.51	**0.00***
Qwen3-14B	19.39	37.85	48.44	35.00
Kimi K3	42.41	30.56	74.38	21.93
GLM-5.2	41.56	26.37	58.33	22.14
MedGemma-27B†	**50.59**	43.80	46.88	19.20

22.23%, while the median Evidence Regression reaches 37.97%. Kimi-K3 and GLM-5.2 combine relatively high recovery with low regression, whereas MedGemma-27B achieves the highest Later Match (50.59%) but still exhibits 43.80% Evidence Regression. Models appear more capable of locally correcting omissions at the current checkpoint than of continuously preserving and updating the previously established clinical state, allowing previously correct information to be lost again as new evidence arrives. Therefore, later correction does not ensure stable long-term state maintenance.

This instability also extends to stopping decisions, where effective performance requires adapting to new information without disrupting previously correct judgments. Change Response and Stopping Regression are positively correlated with Spearman $\rho = 0.53$. Low regression alone therefore does not imply stable stopping behavior. Qwen3-32B achieves 0% regression but has a Change Response of only 20.51%, indicating limited adjustment to new information. In contrast, Qwen3.7-Max and Kimi-K3 achieve Change Responses of 74.58% and 74.38%, respectively, but still exhibit regression rates of 32.11% and 21.93%, showing that frequent updates can disrupt prior judgments when consistency across conditions is not maintained. GPT-5.6-SOL provides a more balanced case, combining a 62.71% Change Response with only 13.10% Stopping Regression, suggesting that effective stopping behavior depends on consistent rather than simply frequent updates.

6.3 Interactive Execution and Sustained Progress

Locally appropriate decisions do not consistently yield sustained interactive progress.

The primary bottleneck in interactive execution is converting consecutive actions into sustained reference-path progress (Figure 4). After aggregating the four models weighted by executed actions, only 11.46% of actions advance a reference transition, 52.66% correspond to valid exploration,

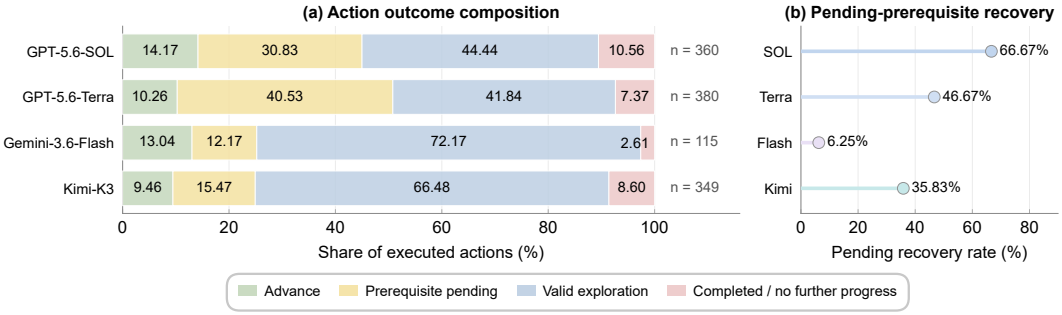

Figure 4: **Interactive action outcomes and recovery dynamics.** (a) Distribution of executed action outcomes, excluding non-executed calls and unused budget; n denotes executed actions. (b) Fraction of prerequisite-pending transitions later completed within the same trajectory.

Table 3: **Checkpoint and interactive performance on the same prespecified clinical trajectories.** Next Actions F1 and all Interactive Track metrics use the same trajectories. Clinical Quality uses a 1–7 scale; all others are in %. Productive Budget Yield includes unused budget in its denominator.

	Checkpoint	Interactive			
Model	**Next Actions F1**	**Clinical Quality**	**Milestone Coverage**	**Productive Budget Yield**	**Evidence Recall**
GPT-5.6-SOL	22.41	**4.40**	**38.13**	**13.75**	**41.98**
GPT-5.6-Terra	**26.18**	2.80	27.91	10.75	31.32
Gemini-3.6-Flash	17.33	2.30	11.36	4.50	12.57
Kimi-K3	16.69	3.10	26.62	9.25	28.33

27.66% fall into prerequisite pending, and the remaining 8.23% are completed / no further progress. At the trajectory level, 76.92% of nonterminal trajectories exhibit repeated or prolonged stagnation, and 56.41% ultimately end with unresolved prerequisites. Many actions therefore fail to accumulate into sustained task progress and instead remain in exploration or unresolved dependency conditions.

A major source of this stagnation is unresolved prerequisite blocking, from which models recover inconsistently. As shown in Figure 4, the median pending recovery rate across the four models is only 41.25%, ranging from 6.25% to 66.67%, indicating that most pending transitions are not reliably resolved in subsequent steps and that recovery ability varies substantially across models. Although GPT-5.6-SOL achieves the highest recovery rate, in one trajectory it resolves an early prerequisite failure and establishes the primary diagnosis, yet the remaining 31 executed actions still make no further reference-path progress. Even after a local prerequisite is resolved, the model may still fall back into stagnation during subsequent execution.

However, these execution failures cannot be simply resolved by stronger local action selection or a larger action budget. In Table 3, GPT-5.6-Terra achieves the highest Next Actions F1 at 26.18%, whereas GPT-5.6-SOL scores 22.41% but ranks first on all four interactive metrics. In addition, the reference policy completes all 10 trajectories within the original 40-action budget, whereas increasing the model budget to 60 actions yields no additional terminal completions. Long-horizon execution requires models to continuously maintain the current clinical state, satisfied and unsatisfied prerequisites, and accumulated progress across multiple steps; if these information states are not updated consistently, subsequent actions may still deviate from the conditions that actually need to be advanced, even when individual actions are reasonable or more action budget is available.

7 Case Study

Fig. 5 presents three representative process-level failure cases in WARD. Even when a model ultimately completes the task or gives the correct diagnosis, it may still make critical errors in intermediate decisions, so final outcomes alone cannot fully reflect the true capabilities of longitudinal clinical agents. These models do not fail to recognize clinical information; rather, they struggle to track unresolved evidence, preconditions, and temporal dependencies among actions, and thus prematurely advance the task state when local evidence appears sufficient.

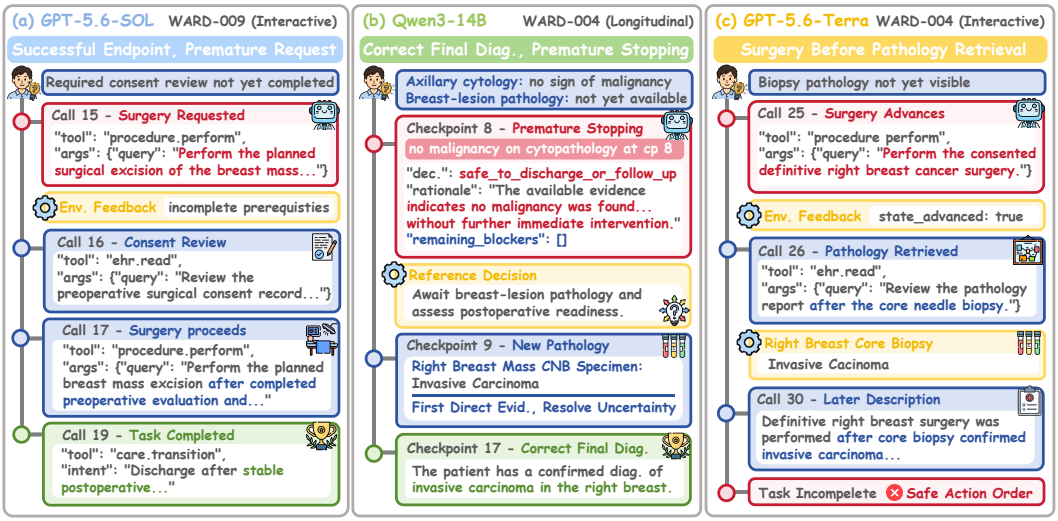

Figure 5: **Representative WARD failure cases revealing errors.***checkpoint* is a predefined clinical assessment time point. (a) A successful Interactive trajectory contains a premature surgical request before consent review. (b) A correct final diagnosis follows premature stopping while pathology remains pending. (c) Surgery is executed before the required pathology retrieval, resulting in an unsafe action order and incomplete task execution.

Cases (a) and (b) illustrate this premature advancement in interactive execution and longitudinal judgment, respectively. In case (a), GPT-5.6-SOL ultimately completes the task, but requests surgery before the required consent review is completed. In case (b), Qwen3-14B eventually identifies the correct breast cancer diagnosis, but judges that the patient can enter discharge or follow-up and sets remaining_blockers to empty while the breast-lesion pathology has not yet returned, whereas the reference still requires waiting for pathology.

Case (c) exposes a more severe trajectory-level inconsistency. GPT-5.6-Terra performs definitive surgery before the biopsy pathology is visible, and reads the pathology report only afterward, obtaining the invasive carcinoma diagnosis. It then states that definitive surgery followed core biopsy confirmation of carcinoma, contradicting the actual tool-call order. This reflects both unsafe action ordering and a failure to reliably maintain the history of executed states. Together with the quantitative results from WARD, these cases indicate that a main difficulty for current models lies in transforming locally reasonable evidence recognition and single-step decisions into sustained, dependency-explicit, and temporally consistent longitudinal task advancement.

8 Conclusion

We introduce WARD, a process-level benchmark for longitudinal clinical agents comprising 4,560 clinical tasks organized into 240 clinical decision checkpoints across 40 longitudinal clinical trajectories. Based on these trajectories, WARD provides two evaluation tracks: the Longitudinal Track assesses clinical judgments under accumulating evidence and how they evolve over time, while the Interactive Track further evaluates whether models can advance complete clinical trajectories through sequential actions in a tool-mediated environment. Experiments reveal a substantial gap along the evidence-to-state-to-action chain: the median Evidence Recognition F1 is 48.42%, whereas Patient State and Next Actions reach only 17.72% and 11.81%, respectively, and linked-evidence nonresponse remains as high as 74.47–90.90% even when the relevant evidence has been recognized. This instability also persists across longitudinal reasoning and interactive execution: the median Later Match is only 22.23%, Evidence Regression reaches 37.97%, and in the Interactive Track only 11.46% of actions advance a reference transition, while 76.92% of nonterminal trajectories exhibit repeated or prolonged stagnation. Therefore, the central challenge for longitudinal clinical agents is not only recognizing local evidence or selecting reasonable single-step actions, but also consistently maintaining clinical state, unresolved prerequisites, and accumulated progress across multiple steps.

AI USE STATEMENT

Generative AI was used within the research pipeline: GPT-4o generated non-authoritative pre-annotations during benchmark construction, and separate language models served as semantic judges, as described in Sections 3 and 5. All pre-annotations were reviewed by clinicians, and the authors validated the resulting labels, scores, analyses, and citations. ChatGPT was also used for methodological feedback, literature discovery, result interpretation, translation, and manuscript drafting and editing; the authors take full responsibility for the final content.

ETHICS STATEMENT

This retrospective study used deidentified EHR data and was approved by the responsible institutional review board. The requirement for individual informed consent was waived. Only deidentified case representations were used for benchmark construction and model evaluation, and no model output informed the care of any patient. WARD is intended solely for research evaluation and does not establish that an evaluated model is safe for autonomous clinical use.

REPRODUCIBILITY STATEMENT

WARD's construction, annotation protocol, evaluation procedures, and statistical analyses are documented in Sections 3–5 and the appendices. We provide the prompts, schemas, model and judge configurations, and evaluation code required to reconstruct the evaluation pipeline.

REFERENCES

Anthropic. Introducing claude sonnet 5. https://www.anthropic.com/news/claude-sonnet-5, June 2026.

DeepSeek-AI, Anyi Xu, Bangcai Lin, Bing Xue, Bingxuan Wang, Bingzheng Xu, Bochao Wu, Bowei Zhang, Chaofan Lin, Chen Dong, Chenchen Ling, Chengda Lu, Chenggang Zhao, Chengqi Deng, Chengyu Hou, Chenhao Xu, Chenze Shao, Chong Ruan, Conner Sun, Damai Dai, Daya Guo, Dejian Yang, Deli Chen, Donghao Li, Dongjie Ji, Erhang Li, Fang Wei, Fangyun Lin, Fangzhou Yuan, Feiyu Xia, Fucong Dai, Guangbo Hao, Guanting Chen, Guoai Cao, Guolai Meng, Guowei Li, Han Yu, Han Zhang, Hanwei Xu, Hao Li, Haofen Liang, Haoling Zhang, Haoming Luo, Haoran Wei, Haotian Yuan, Haowei Zhang, Haowen Luo, Haoyu Chen, Haozhe Ji, Hengqing Zhang, Honghui Ding, Hongxuan Tang, Huanqi Cao, Huazuo Gao, Hui Qu, Hui Zeng, J Yang, JQ Zhu, Jia Luo, Jia Song, Jia Yu, Jialiang Huang, Jialu Cai, Jian Liang, Jiangting Zhou, Jiasheng Ye, Jiashi Li, Jiaxin Xu, Jiewen Hu, Jieyu Yang, Jin Chen, Jin Yan, Jingchang Chen, Jingli Zhou, Jingting Xiang, Jingyang Yuan, Jingyuan Cheng, Jingzi Zhou, Jinhua Zhu, Jiping Yu, Joseph Sun, Jun Ran, Junguang Jiang, Junjie Qiu, Junlong Li, Junmin Zheng, Junxiao Song, Kai Dong, Kaige Gao, Kang Guan, Kexing Zhou, Kezhao Huang, Kuai Yu, Lean Wang, Lecong Zhang, Lei Wang, Leyi Xia, Li Zhang, Liang Zhao, Lihua Guo, Lingxiao Luo, Linwang Ma, Linyan Zhu, Litong Wang, Liyu Cai, Liyue Zhang, Longhao Chen, MS Di, MY Xu, Max Mei, Miaojun Wang, Mingchuan Zhang, Minghua Zhang, Minghui Tang, Mingming Li, Mingxu Zhou, Minmin Han, Ning Wang, Panpan Huang, Panpan Wang, Peixin Cong, Peiyi Wang, Peng Zhang, Qiancheng Wang, Qihao Zhu, Qingyang Li, Qinyu Chen, Qiushi Du, Qiwei Jiang, Rui Tian, Ruifan Xu, Ruijie Lu, Ruiling Xu, Ruiqi Ge, Ruisong Zhang, Ruizhe Pan, Runji Wang, Runqian Chen, Runqiu Yin, Runxin Xu, Ruomeng Shen, Ruoyu Zhang, Ruyi Chen, SH Liu, Shanghao Lu, Shangmian Sun, Shangyan Zhou, Shanhuang Chen, Shaofei Cai, Shaoheng Nie, Shaoqing Wu, Shaoyuan Chen, Shengding Hu, Shengyu Liu, Shiqiang Hu, Shirong Ma, Shiyu Wang, Shuiping Yu, Shunfeng Zhou, Shuting Pan, Shuying Yu, Songyang Zhou, Tao Ni, Tao Yun, Tian Jin, Tian Pei, Tian Ye, Tianle Lin, Tianran Ji, Tianyi Cui, Tianyuan Yue, Tingting Yu, Tun Wang, W Zhang, WL Xiao, Wangding Zeng, Wei An, Weilin Zhao, Wen Liu, Wenfeng Liang, Wenjie Pang, Wenjing Luo, Wenjing Yao, Wenjun Gao, Wenkai Yang, Wenlve Huang, Wenqing Hou, Wentao Zhang, Wenting Ma, Xi Gao, Xiang He, Xiangwen Wang, Xianzu Wang, Xiao Bi, Xiaodong Liu, Xiaohan Wang, Xiaokang Chen, Xiaokang Zhang, Xiaotao Nie, Xiaowen Sun, Xiaoxiang Wang, Xin Cheng, Xin Liu, Xin Xie, Xingchao Liu, Xingchen Liu, Xingkai Yu, Xingyou Li, Xinyu Yang, Xinyu Zhang, Xu Chen,

Xuanyu Wang, Xuecheng Su, Xueyin Chen, Xuheng Lin, Xuwei Fu, YC Yan, YQ Wang, YW Ma, Yanfeng Luo, Yang Zhang, Yanhong Xu, Yanru Ma, Yanwen Huang, Yao Li, Yao Li, Yao Xu, Yao Zhao, Yaofeng Sun, Yaohui Wang, Yi Qian, Yi Shao, Yi Yu, Yichao Zhang, Yifan Ding, Yifan Shi, Yijia Wu, Yiliang Xiong, Yiling Ma, Ying He, Ying Tang, Ying Zhou, Yingjia Luo, Yinmin Zhong, Yishi Piao, Yisong Wang, Yixiang Zhang, Yixiao Chen, Yixuan Tan, Yixuan Wei, Yiyang Ma, Yiyuan Liu, Yonglun Yang, Yongqiang Guo, Yongtong Wu, Yu Wu, YuKun Li, Yuan Cheng, Yuan Ou, Yuanfan Xu, Yuanhao Li, Yuduan Wang, Yuehan Yang, Yuer Xu, Yuhan Wu, Yuhao Meng, Yuheng Zou, Yukun Zha, Yunfan Xiong, Yupeng Chen, Yuping Lin, Yuqian Cao, Yuqian Wang, Yushun Zhang, Yuting Yan, Yutong Lin, Yuxian Gu, Yuxiang Luo, Yuxiang You, Yuxuan Liu, Yuxuan Zhou, Yuyang Zhou, Yuzhen Huang, ZF Wu, Zehao Wang, Zehua Zhao, Zehui Ren, Zekai Zhang, Zhangli Sha, Zhe Fu, Zhe Ju, Zhean Xu, Zhenda Xie, Zhengyan Zhang, Zheren Gao, Zhewen Hao, Zhibin Gou, Zhicheng Ma, Zhigang Yan, Zhihong Shao, Zhixian Huang, Zhixuan Chen, Zhiyu Wu, Zhizhou Ren, Zhongyu Wu, Zhuoshu Li, Zhuping Zhang, Zian Xu, Zihao Wang, Zihua Qu, Zihui Gu, Zijia Zhu, Zilin Li, Zipeng Zhang, Ziwei Xie, Ziyi Gao, Ziyi Wan, Zizheng Pan, and Zongqing Yao. Deepseek-v4: Towards highly efficient million-token context intelligence, 2026. URL https://arxiv.org/abs/2606.19348.

Google DeepMind. Gemini 3.1 Pro model card. https://deepmind.google/models/model-cards/gemini-3-1-pro/, February 2026a.

Google DeepMind. Gemini 3.6 Flash model card. https://deepmind.google/models/model-cards/gemini-3-6-flash/, July 2026b.

Zihan Guan, Qiao Jin, Guangzhi Xiong, Fangyuan Chen, Mengxuan Hu, Qingyu Chen, Yifan Peng, Zhiyong Lu, and Anil Vullikanti. Large language models lack temporal awareness of medical knowledge, 2026. URL https://arxiv.org/abs/2605.13045.

Yixing Jiang, Kameron C Black, Gloria Geng, Danny Park, James Zou, Andrew Y Ng, and Jonathan H Chen. Medagentbench: a virtual ehr environment to benchmark medical llm agents. *Nejm Ai*, 2(9): AIdbp2500144, 2025.

Di Jin, Eileen Pan, Nassim Oufattole, Wei-Hung Weng, Hanyi Fang, and Peter Szolovits. What disease does this patient have? a large-scale open domain question answering dataset from medical exams. *Applied Sciences*, 11(14):6421, 2021. doi: 10.3390/app11146421.

Qiao Jin, Bhuwan Dhingra, Zhengping Liu, William Cohen, and Xinghua Lu. PubMedQA: A dataset for biomedical research question answering. In Kentaro Inui, Jing Jiang, Vincent Ng, and Xiaojun Wan (eds.), *Proceedings of the 2019 Conference on Empirical Methods in Natural Language Processing and the 9th International Joint Conference on Natural Language Processing (EMNLP-IJCNLP)*, pp. 2567–2577, Hong Kong, China, November 2019. Association for Computational Linguistics. doi: 10.18653/v1/D19-1259. URL https://aclanthology.org/D19-1259/.

Matthew W Kenaston, Umair Ayub, Mihir Parmar, Priya Kumar, Muhammad Umair Anjum, Syed Arsalan Ahmed Naqvi, Aadel A Chaudhuri, Yousef Zakharia, Elisabeth I Heath, Tanios S Bekaii-Saab, et al. Structured reasoning failures compromise llm interpretation of clinical oncology notes. *npj Digital Medicine*, 2026.

Gyubok Lee, Woosog Chay, Heeyoung Kwak, Yeong Kim, Haanju Yoo, Oksoon Jeong, Meong Hi Son, and Edward Choi. From conversation to query execution: Benchmarking user and tool interactions for ehr database agents. In C. Vondrick, B. Hariharan, C. Raffel, L. Pinto, D. Yang, and A. Faust (eds.), *International Conference on Learning Representations*, volume 2026, pp. 123138–123198, 2026. URL https://proceedings.iclr.cc/paper_files/paper/2026/file/c82ad2a73009cbde6da1ce6ba572e687-Paper-Conference.pdf.

Qianchu Liu, Sheng Zhang, Guanghui Qin, Jeya Maria Jose Valanarasu, Maximilian Rokuss, Mingyu Lu, Timothy Ossowski, Juan Manuel Zambrano Chaves, Cliff Wong, Peniel Argaw, Yashna Hasija, Mu Wei, Wen wai Yim, Qin Liu, Zilin Jing, Jason Entenmann, Naoto Usuyama, Tristan Naumann, and Hoifung Poon. Healthagentbench: A unified benchmark suite of realistic agentic healthcare environments for challenging frontier ai agents, 2026. URL https://arxiv.org/abs/2606.31179.

OpenAI. Hello GPT-4o. https://openai.com/index/hello-gpt-4o/, May 2024.

OpenAI. GPT-5.1: A smarter, more conversational chatgpt. https://openai.com/index/gpt-5-1/, November 2025.

OpenAI. GPT-5.6: Frontier intelligence that scales with your ambition. https://openai.com/index/gpt-5-6/, July 2026a.

OpenAI. Introducing openai for healthcare. https://openai.com/index/openai-for-healthcare/, January 2026b.

Ankit Pal, Logesh Kumar Umapathi, and Malaikannan Sankarasubbu. Medmcqa: A large-scale multi-subject multi-choice dataset for medical domain question answering. In Gerardo Flores, George H Chen, Tom Pollard, Joyce C Ho, and Tristan Naumann (eds.), *Proceedings of the Conference on Health, Inference, and Learning*, volume 174 of *Proceedings of Machine Learning Research*, pp. 248–260. PMLR, 07–08 Apr 2022. URL https://proceedings.mlr.press/v174/pal22a.html.

Qwen Team. Qwen3.7: The agent frontier. https://qwen.ai/blog?id=qwen3.7, May 2026.

Casey Ross and Bob Herman. Unitedhealth faces class action lawsuit over algorithmic care denials in medicare advantage plans, November 2023. URL https://www.statnews.com/2023/11/14/unitedhealth-class-action-lawsuit-algorithm-medicare-advantage/.

Samuel Schmidgall, Rojin Ziaei, Carl Harris, Ji Woong Kim, Eduardo Pontes Reis, Jeffrey Jopling, and Michael Moor. Agentclinic: a multimodal benchmark for tool-using clinical ai agents. *npj Digital Medicine*, 2026.

Andrew Sellergren, Sahar Kazemzadeh, Tiam Jaroensri, Atilla Kiraly, Madeleine Traverse, Timo Kohlberger, Shawn Xu, Fayaz Jamil, Cían Hughes, Charles Lau, Justin Chen, Fereshteh Mahvar, Liron Yatziv, Tiffany Chen, Bram Sterling, Stefanie Anna Baby, Susanna Maria Baby, Jeremy Lai, Samuel Schmidgall, Lu Yang, Kejia Chen, Per Bjornsson, Shashir Reddy, Ryan Brush, Kenneth Philbrick, Mercy Asiedu, Ines Mezerreg, Howard Hu, Howard Yang, Richa Tiwari, Sunny Jansen, Preeti Singh, Yun Liu, Shekoofeh Azizi, Aishwarya Kamath, Johan Ferret, Shreya Pathak, Nino Vieillard, Ramona Merhej, Sarah Perrin, Tatiana Matejovicova, Alexandre Ramé, Morgane Riviere, Louis Rouillard, Thomas Mesnard, Geoffrey Cideron, Jean bastien Grill, Sabela Ramos, Edouard Yvinec, Michelle Casbon, Elena Buchatskaya, Jean-Baptiste Alayrac, Dmitry Lepikhin, Vlad Feinberg, Sebastian Borgeaud, Alek Andreev, Cassidy Hardin, Robert Dadashi, Léonard Hussenot, Armand Joulin, Olivier Bachem, Yossi Matias, Katherine Chou, Avinatan Hassidim, Kavi Goel, Clement Farabet, Joelle Barral, Tris Warkentin, Jonathon Shlens, David Fleet, Victor Cotruta, Omar Sanseviero, Gus Martins, Phoebe Kirk, Anand Rao, Shravya Shetty, David F. Steiner, Can Kirmizibayrak, Rory Pilgrim, Daniel Golden, and Lin Yang. Medgemma technical report, 2026. URL https://arxiv.org/abs/2507.05201.

Karan Singhal, Shekoofeh Azizi, Tao Tu, S Sara Mahdavi, Jason Wei, Hyung Won Chung, Nathan Scales, Ajay Tanwani, Heather Cole-Lewis, Stephen Pfohl, et al. Large language models encode clinical knowledge. *Nature*, 620(7972):172–180, 2023.

Karan Singhal, Tao Tu, Juraj Gottweis, Rory Sayres, Ellery Wulczyn, Mohamed Amin, Le Hou, Kevin Clark, Stephen R Pfohl, Heather Cole-Lewis, et al. Toward expert-level medical question answering with large language models. *Nature medicine*, 31(3):943–950, 2025.

Kimi Team, Tongtong Bai, Yifan Bai, Yiping Bao, M. C., Jianfeng Cai, Xinyuan Cai, Peizhou Cao, Yuxuan Cao, Ziwei Chai, Y. Charles, H. S. Che, Guanduo Chen, Guangyu Chen, Guanzheng Chen, Huarong Chen, Jia Chen, Jianlong Chen, Jun Chen, Kexin Chen, Peng Chen, Ruijue Chen, Wentao Chen, Xin Chen, Yang Chen, Yanru Chen, Yifei Chen, Yingjiang Chen, Yuankun Chen, Yujie Chen, Yutian Chen, Zhirong Chen, Dazhi Cheng, Yean Cheng, Jialei Cui, Jingbing Cui, Anqi Dai, Jiaqi Deng, Hao Ding, Rui Ding, Shaofeng Ding, Mengfan Dong, Mengnan Dong, Yuhao Dong, Yuxin Dong, Angang Du, Chenzhuang Du, Dikang Du, Jusen Du, Yulun Du, Yu Fan, Jing Feng, Qiulin Feng, Yichen Feng, Kelin Fu, Qiang Fu, Fuxuan Gao, Hongcheng Gao, Jingyue Gao, Tong Gao, Weijia Gao, Shangyi Geng, Jie Gong, Linhu Gong, Shengao Gong, Xiaochen Gong, Qizheng Gu, Yicheng Gu, Shuhao Guan, Haiqing Guo, Shiqi Guo, Xiang Guo, Zhengyan Guo, Beixi Hao,

Wenxin Hao, Xiaoru Hao, Dailan He, Haotian He, Lehan He, Qi He, Weiran He, Xinran He, Xinyi He, Yibo He, Yunjia He, Chao Hong, Tiange Hong, Hao Hu, Jiaxi Hu, Ruikun Hu, Weiming Hu, Yangyang Hu, Zhenxing Hu, Liang Hua, Jinbin Huang, Ke Huang, Ruiyuan Huang, Siying Huang, Weixiao Huang, Yan Huang, Zhengjie Huang, Zhiqi Huang, Yulong Hui, Chaobo Jia, Yutong Jiang, Zhejun Jiang, Zuoyou Jiang, Wenyi Jin, Xinyi Jin, Yu Jing, Huanjun Kong, Guokun Lai, Aidi Li, Cheng Li, Chengyuan Li, Cong Li, Fang Li, Guanyu Li, Haoyang Li, Jia Li, Junxiong Li, Lei Li, Letian Li, Lincan Li, Weihong Li, Wentao Li, Xintong Li, Yang Li, Yishen Li, Yiwei Li, Yuxiao Li, Zhaowei Li, Zhaoxi Li, Zheming Li, Zhengxiao Li, Zhiyuan Li, Jiawei Lin, Xiaohan Lin, Yibo Lin, Zichao Lin, Ziyan Lin, Bill Liu, Boxiao Liu, Chuan Liu, Liang Liu, Shaowei Liu, Shudong Liu, Shuran Liu, Tianwei Liu, Weizhou Liu, Yangyang Liu, Yanming Liu, Yibo Liu, Yipeng Liu, Zhengying Liu, Zhiheng Liu, Enzhe Lu, Haoyu Lu, Linqiang Lu, Tingzhan Lu, Zhiyuan Lu, Aotian Luo, G. Luo, Junyu Luo, Yifan Luo, B. Lyu, Wenzhou Lyu, Shaoguang Mao, Yuan Mei, Xin Men, Minqing Ni, Yixuan Niu, Siyuan Pan, Shujun Peng, Zhangyang Qi, Ruoyu Qin, ZeChao Qin, Zeyu Qin, Haiquan Qiu, Jianxin Qiu, Jiezhong Qiu, Bowen Qu, Yuhao Qu, Zeyu Shang, Youbo Shao, Han Shen, Jincheng Shi, Juanfeng Shi, Lidong Shi, Shengyuan Shi, Wingchun Siu, Pengwei Song, Xiaoxi Song, Jianlin Su, Yunfeng Su, Zhaochen Su, Lin Sui, Jingsong Sun, Junyao Sun, Shaoning Sun, Shuzhe Sun, Tongyu Sun, Yujun Sun, Yunpeng Tai, Chuning Tang, Heyi Tang, Sirui Tang, Zecheng Tang, Chaoran Tian, Rongpeng Tian, Yu Tian, Wei Tu, Chensi Wang, Chuang Wang, Chunjie Wang, Dinglu Wang, Feng Wang, Hailong Wang, Haiming Wang, Hao Wang, Hao Wang, Huaqing Wang, Hui Wang, Jiayi Wang, Jinglong Wang, Jinhong Wang, Jiuzheng Wang, Linian Wang, Shaobo Wang, Shenzhi Wang, Shuyi Wang, Si Wang, Siyuan Wang, Tianfu Wang, Wenjue Wang, Xingran Wang, Xinmei Wang, Xinyuan Wang, Xusheng Wang, Yalin Wang, Yangkun Wang, Yao Wang, Yaoyu Wang, Yejie Wang, Yiqin Wang, Yucheng Wang, Yuzhi Wang, Zhaoji Wang, Zhaowei Wang, Zhengtao Wang, Zhenhao Wang, Zhongsheng Wang, Zifan Wang, Chu Wei, Ming Wei, Shouxin Wei, Zichen Wen, Fan Wu, Haoning Wu, Rucong Wu, Wenhao Wu, Xiaoxue Wu, Yingcong Wu, Yongqi Wu, Yuxin Wu, Zijian Wu, Xinglang Xian, Chenxuan Xiang, Yuye Xiang, Bocheng Xiao, Chenjun Xiao, Xin Xiao, Jin Xie, Xiaotong Xie, Yifeng Xie, Zhe Xie, Bowei Xing, Yiming Xiong, Baosheng Xu, Boyu Xu, Jiale Xu, Jianfan Xu, Jing Xu, Jinjing Xu, L. H. Xu, Qingtao Xu, Shuyao Xu, Suting Xu, Tiantian Xu, Tianxiang Xu, Weixin Xu, Xinran Xu, Yangchuan Xu, Ye Xu, Yueni Xu, Ziyao Xu, Haonan Xue, Junjie Yan, Yaoyao Yan, Fan Yang, Guangyao Yang, Hao Yang, Junwei Yang, Ruoyu Yang, Wenjie Yang, Xiaofei Yang, Xinyu Yang, Yi Yang, Yiling Yang, Ying Yang, Yuchen Yang, Zhen Yang, Zhilin Yang, Zian Yang, Zuhao Yang, Haotian Yao, Dan Ye, Haoran Ye, Wenjie Ye, Zhanbo Ye, Bohong Yin, Haoxiang Yin, Xietong Yin, Chengzhen Yu, Haozhen Yu, Longhui Yu, Shengnan Yu, Shuying Yu, Tianxiang Yu, Enming Yuan, Mengjie Yuan, Tongtian Yue, Wei Yue, Yang Yue, Dunyuan Zha, Haobing Zhan, B. H. Zhang, Dehao Zhang, Fei Zhang, Hao Zhang, Haoyuan Zhang, Huanyu Zhang, Jiapei Zhang, Jiaxuan Zhang, Jin Zhang, Kaiyi Zhang, Miaozhen Zhang, Puqi Zhang, Qinglei Zhang, Rong Zhang, Rui Zhang, Shaoshuai Zhang, Shiyi Zhang, Xiaobin Zhang, Xiaoyun Zhang, Y. Zhang, Yangkun Zhang, Ye Zhang, Yichi Zhang, Yikun Zhang, Yizhi Zhang, Yongting Zhang, Yu Zhang, Yutao Zhang, Yutong Zhang, Zheng Zhang, Zijing Zhang, Bin Zhao, Chenguang Zhao, Feifan Zhao, Jinglun Zhao, Jinxiang Zhao, Shuai Zhao, Wenshuo Zhao, Xiangyu Zhao, Xuanle Zhao, Yikai Zhao, Zijia Zhao, Haozhi Zheng, Huabin Zheng, Ruihan Zheng, Shaojie Zheng, Tengyang Zheng, Haofeng Zhong, Lei Zhong, Longguang Zhong, M. Zhou, Qiankang Zhou, Runjie Zhou, Ruozhang Zhou, Xinyu Zhou, Yiqiao Zhou, Zaida Zhou, Jinguo Zhu, Liya Zhu, Xinhao Zhu, Yangjunfeng Zhu, Yuxuan Zhu, Zhen Zhu, Chen Zhuang, Weiyu Zhuang, and Xinxing Zu. Kimi k3: Open frontier intelligence, 2026a. URL https://arxiv.org/abs/2607.24653.

M3 Team, Chengfeng Dou, Fan Yang, Fei Li, Jiyuan Jia, Qiang Ju, Shuai Wang, Tianpeng Li, Xiangrong Zeng, Yijie Zhou, Hongda Zhang, Jinyang Tai, Linzhuang Sun, Peidong Guo, Yichuan Mo, Xiaochuan Wang, Hengfu Cui, and Zhishou Zhang. Baichuan-m3: Modeling clinical inquiry for reliable medical decision-making, 2026b. URL https://arxiv.org/abs/2602.06570.

Andrew Wong, Erkin Otles, John P Donnelly, Andrew Krumm, Jeffrey McCullough, Olivia DeTroyer-Cooley, Justin Pestrue, Marie Phillips, Judy Konye, Carleen Penoza, et al. External validation of a widely implemented proprietary sepsis prediction model in hospitalized patients. *JAMA internal medicine*, 181(8):1065–1070, 2021.

Michael Wornow, Rahul Thapa, Ethan Steinberg, Jason Fries, and Nigam Shah. Ehrshot: An ehr benchmark for few-shot evaluation of foundation models. In A. Oh, T. Naumann, A. Globerson, K. Saenko, M. Hardt, and S. Levine (eds.), *Advances in Neural Information Processing Systems*,

volume 36, pp. 67125–67137. Curran Associates, Inc., 2023. doi: 10.52202/075280-2933. URL https://proceedings.neurips.cc/paper_files/paper/2023/file/d42db1f74df54cb992b3956eb7f15a6f-Paper-Datasets_and_Benchmarks.pdf.

Yuzhang Xie, Keqi Han, Yunpeng Xiao, Hejie Cui, Guanchen Wu, Ziyang Zhang, Kai Shu, Jiaying Lu, Xiao Hu, and Carl Yang. Ehrbench: An automated and reliable ehr-based benchmark for clinical decision making with llms. In *Proceedings of the 32nd ACM SIGKDD Conference on Knowledge Discovery and Data Mining V.2*, KDD '26, pp. 10068–10079, New York, NY, USA, 2026. Association for Computing Machinery. ISBN 9798400722592. doi: 10.1145/3770855.3817571. URL https://doi.org/10.1145/3770855.3817571.

An Yang, Anfeng Li, Baosong Yang, Beichen Zhang, Binyuan Hui, Bo Zheng, Bowen Yu, Chang Gao, Chengen Huang, Chenxu Lv, Chujie Zheng, Dayiheng Liu, Fan Zhou, Fei Huang, Feng Hu, Hao Ge, Haoran Wei, Huan Lin, Jialong Tang, Jian Yang, Jianhong Tu, Jianwei Zhang, Jianxin Yang, Jiaxi Yang, Jing Zhou, Jingren Zhou, Junyang Lin, Kai Dang, Keqin Bao, Kexin Yang, Le Yu, Lianghao Deng, Mei Li, Mingfeng Xue, Mingze Li, Pei Zhang, Peng Wang, Qin Zhu, Rui Men, Ruize Gao, Shixuan Liu, Shuang Luo, Tianhao Li, Tianyi Tang, Wenbiao Yin, Xingzhang Ren, Xinyu Wang, Xinyu Zhang, Xuancheng Ren, Yang Fan, Yang Su, Yichang Zhang, Yinger Zhang, Yu Wan, Yuqiong Liu, Zekun Wang, Zeyu Cui, Zhenru Zhang, Zhipeng Zhou, and Zihan Qiu. Qwen3 technical report, 2025. URL https://arxiv.org/abs/2505.09388.

Z.ai. GLM-5.2: Built for long-horizon tasks. https://z.ai/blog/glm-5.2, June 2026.

Lianmin Zheng, Wei-Lin Chiang, Ying Sheng, Siyuan Zhuang, Zhanghao Wu, Yonghao Zhuang, Zi Lin, Zhuohan Li, Dacheng Li, Eric Xing, Hao Zhang, Joseph Gonzalez, and Ion Stoica. Judging llm-as-a-judge with mt-bench and chatbot arena. In A. Oh, T. Naumann, A. Globerson, K. Saenko, M. Hardt, and S. Levine (eds.), *Advances in Neural Information Processing Systems*, volume 36, pp. 46595–46623. Curran Associates, Inc., 2023. doi: 10.52202/075280-2020. URL https://proceedings.neurips.cc/paper_files/paper/2023/file/91f18a1287b398d378ef22505bf41832-Paper-Datasets_and_Benchmarks.pdf.

Appendix

Contents

A Benchmark Comparison **17**
B Data and Annotation **17**
B.1 Data Sources and Case Selection 17
B.2 Trajectories and Checkpoints 17
B.3 Reference Annotation and Review 18
B.4 Cohort and Case Catalog 18
B.5 Interactive Subset 18
C Tasks and Information Access **21**
C.1 Longitudinal Inputs and Outputs 21
C.2 Interactive Observations and Tools 22
C.3 Prerequisites, Transitions, and Termination 23
C.4 Temporal Visibility and Label Access 24
D Metrics and Scoring **25**
D.1 Matching Rules 25
D.2 Checkpoint Metrics 26
D.3 Longitudinal Diagnostics 26
D.4 Interactive Metrics 27
D.5 Invalid Outputs and Eligibility 27
D.6 Aggregation and Confidence Intervals 28
E Models and Prompts **28**
E.1 Models and Inference Settings 28
E.2 Pre-annotation Prompts 28
E.3 Target-model Prompts 30
E.4 Judge Prompts and Verdicts 32
E.5 Execution and Error Handling 34
F Reliability and Clinician Baselines **34**
F.1 Judge Calibration 34
F.2 Judge Agreement and Sensitivity 35
F.3 Clinician Checkpoint Baseline 35
F.4 Interactive Ratings and Agreement 35
G Full Results **36**
G.1 Checkpoint Results and Output Validity 36
G.2 Longitudinal Results and Eligibility 38
G.3 Stopping Decisions and Blockers 38
G.4 Interactive Results and Failures 40
G.5 Valid-output Sensitivity 40
H Environment Validation **42**
H.1 Reference-policy Reachability 42

H.2 Action-budget Sensitivity . . . 43
H.3 Reasonable Non-advancing Actions . . . 43
H.4 Resolver Errors . . . 43
I Case Studies . . . 44
I.1 Longitudinal: Evidence and State . . . 44
I.2 Interactive: Progress and Stagnation . . . 46

A Detailed Realted Benchmark Comparison

To position WARD relative to prior clinical benchmarks, we compare them along 7 dimensions covering medical knowledge, EHR use, longitudinal and temporal reasoning, interaction, tool use, and process-level evaluation in Table 4. Existing benchmarks typically emphasize only a subset of these capabilities, ranging from static medical QA to EHR prediction and interactive tool use. WARD integrates these dimensions within a unified longitudinal clinical-agent evaluation framework.

Table 4: Comparison of WARD with clinical benchmarks across medical knowledge (MedKnow.), EHR-based tasks (EHR), longitudinal history (Long.), temporal reasoning (Temporal), multi-turn interaction (Interact.), tool use (ToolUse), and intermediate process evaluation (ProcessEval).

Benchmark	MedKnow.	EHR	Long.	Temporal	Interact.	ToolUse	ProcessEval
Static Medical Benchmarks							
PubMedQA (Jin et al., 2019)	✓	✗	✗	✗	✗	✗	✗
MedQA (Jin et al., 2021)	✓	✗	✗	✗	✗	✗	✗
MedMCQA (Pal et al., 2022)	✓	✗	✗	✗	✗	✗	✗
MultiMedQA (Singhal et al., 2023)	✓	✗	✗	✗	✗	✗	✗
EHR and Temporal Benchmarks							
EHRBench (Xie et al., 2026)	✓	✓	✗	✗	✗	✗	✗
EHRSHOT (Wornow et al., 2023)	✓	✓	✓	✓	✗	✗	✗
TempoMed-Bench (Guan et al., 2026)	✓	✗	✗	✓	✗	✗	✗
Interactive Clinical Agent Benchmarks							
AgentClinic (Schmidgall et al., 2026)	✓	✗	✗	✗	✓	✓	✗
MedAgentBench (Jiang et al., 2025)	✓	✓	✗	✗	✓	✓	✗
HealthAgentBench (Liu et al., 2026)	✓	✓	✗	✗	✓	✓	✗
EHRChatQA (Lee et al., 2026)	✓	✓	✗	✗	✓	✓	✗
WARD	✓	✓	✓	✓	✓	✓	✓

B Data and Annotation

B.1 Data Sources and trajectories Selection

WARD was derived from a deidentified institutional EHR snapshot containing 56,833 inpatient encounters from 138 clinical departments. Construction separated three quantities: source encounters, clinically screened trajectories, and trajectories reconstructed for evaluation. Clinicians screened for *decision-dense* records with interpretable changes in patient state and clinically consequential action dependencies. Retained records had decision points where new evidence could change the assessment or treatment readiness. It could also change the next action, a safety constraint, or whether stopping was appropriate. The final benchmark contains 40 reconstructed longitudinal clinical trajectories selected purposively for evaluation. This cohort was not designed to estimate disease prevalence in the source institution. Intermediate candidate counts and reason-specific exclusion counts are unavailable in the current project summary.

B.2 Trajectories and Checkpoints

Records linked to each retained case were reconstructed as one longitudinal clinical trajectory in documented event order. The cohort contains 20 single-index inpatient scenarios and 20 longitudinal oncology scenarios. The latter represent 75 admissions; with the 20 single-index admissions, the benchmark represents 95 hospitalization episodes. Repeated admissions within a trajectory remain in sequence. Checkpoints mark clinically meaningful decision transitions at nonuniform intervals. These include new imaging, pathology, or laboratory results and changes in diagnosis or staging. Other anchors are procedure or treatment readiness and discharge or follow-up planning. This produced 240 checkpoint tasks across 40 trajectories, with 4–10 checkpoints per trajectory (mean, 6).

WARD separately records *clinical time*, when an event occurred, and *available time*, when the information became accessible for decision making. At checkpoint t, the input contains only the cumulative record available by that boundary. Later evidence, downstream outcomes, and reference annotations remain hidden. Each checkpoint defines the information available for a clinical decision.

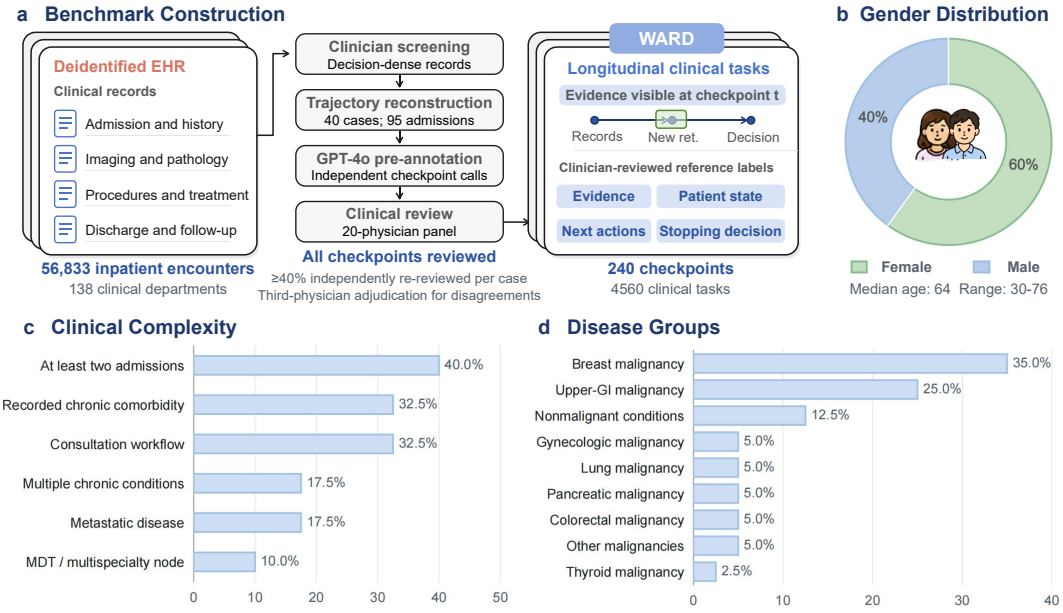

Figure A1: Overview of WARD. (a) Benchmark construction and clinical annotation. (b) Gender distribution. (c) Clinical complexity features, which may overlap. (d) Mutually exclusive disease groups. Cohort statistics describe all 40 trajectories.

B.3 Reference Annotation and Review

GPT-4o generated provisional annotations for all 240 checkpoints. Each checkpoint was processed independently using only temporally available information. Future evidence, downstream outcomes, reference labels, and clinician answers were hidden. This stage reported 1,019 clinical claims, 4,880 normalized patient-state elements, and 823 candidate actions.

A panel of 20 physicians reviewed every checkpoint against the temporally eligible record and could accept, revise, or reject each element. Within every trajectory, at least 40% of checkpoints underwent an independent second review. Critical omissions, potentially harmful actions, major safety constraints, and stopping decisions with unresolved blockers received additional review regardless of sampling. A third physician adjudicated disagreements without input from the pre-annotation model. Only clinician-approved or adjudicated items entered the reference set.

The reference contains evidence and its utilization links, clinical claims, patient-state elements, and actions. It also records safety constraints and stopping decisions with blockers. Canonical English expressions, acceptable aliases, and important confusions are stored to support one-to-one matching between equivalent wording and reference entities. Actions whose omission is judged clinically consequential are marked critical, with the rationale retained.

B.4 Cohort and Case Catalog

The 40-case cohort spans surgical and medical-oncology pathways with longitudinal and coordination burden. Table A2 reports descriptive, non-exclusive features whose percentages should not be summed. Table A3 provides the deidentified case catalog. Checkpoints are complete Longitudinal Track tasks, each comprising field-level clinical tasks grouped into seven clinical output domains. Evidence records and reference transitions describe the Interactive Track representation.

B.5 Interactive Subset

The Interactive Track uses a fixed, prespecified subset of WARD-001 through WARD-010. The ten tool-mediated clinical tasks use ten of the 40 longitudinal clinical trajectories, which also appear in

Table A1: Provisional annotation output and clinician-reviewed Gold.

Annotation unit	Provisional pre-annotation	Clinician-reviewed Gold
Evidence records	—	730
Clinical claims	1,019	1,019
Patient-state elements	4,880	4,880
Actions	823	823
Action prerequisites	—	1,448
Safety entries	—	1,813
Stopping rationales	—	240
Stopping blockers	—	770
Milestone candidates	—	200
Milestone criteria	—	805

Note. $---$ denotes totals unavailable in the current project summary. Clinical review may revise content without changing item counts, so equal totals do not imply identical text. The 805 milestone entries are completion, partial-completion, or safety-invalidation criteria for 200 milestone candidates. Aggregate accept, revise, and reject counts are unavailable. These Gold totals cover the Longitudinal checkpoint package; Interactive Track evidence and transition counts are reported separately in Section A.4.

Table A2: Cohort characteristics and clinical complexity. Disease-focus counts form a mutually exclusive grouping; pathway, complexity, evidence, and coordination features are non-exclusive. Median age is 64 years (IQR, 56.8–70.0), and the mean is 61.15.

Characteristic	Value	Characteristic	Value
Longitudinal trajectories	40	Hospitalizations	95
Checkpoint tasks	240	Checkpoints per trajectory	4–10 (mean 6)
Field-level clinical tasks	4,560	Clinical output domains	7
Female	24 (60.0%)	Male	16 (40.0%)
Age, years	64 median	Age range, years	30–76
Age $\geq$ 65 years	20 (50.0%)	Age $\geq$ 70 years	11 (27.5%)
Surgical/procedural pathway	20 (50.0%)	Systemic anticancer therapy	20 (50.0%)
Breast malignancy	14 (35.0%)	Upper-GI malignancy	10 (25.0%)
Gynecologic malignancy	2 (5.0%)	Lung malignancy	2 (5.0%)
Pancreatic malignancy	2 (5.0%)	Colorectal malignancy	2 (5.0%)
Other malignancies	2 (5.0%)	Thyroid malignancy	1 (2.5%)
Nonmalignant conditions	5 (12.5%)	Metastatic disease	7 (17.5%)
Explicit chronic comorbidity	13 (32.5%)	Multiple chronic conditions	7 (17.5%)
At least two admissions	16 (40.0%)	At least four admissions	10 (25.0%)
At least six admissions	5 (12.5%)	Maximum admissions in one case	10
Explicit consultation workflow	13 (32.5%)	Explicit MDT/multispecialty node	4 (10.0%)
Imaging evidence	31 (77.5%)	Pathology evidence	15 (37.5%)
Laboratory evidence	21 (52.5%)	High evidence density ($\geq$ 15)	21 (52.5%)
Long action graph ($\geq$ 12)	17 (42.5%)	Cases with malignancy	35 (87.5%)

Table A3: Deidentified case catalog (WARD-001–WARD-020). Int. = included in the prespecified Interactive Track; Adm. = represented admissions; CP, Longitudinal Track checkpoints; E = reference evidence records; T = reference transitions; AF = atrial fibrillation; HTN = hypertension; DM = diabetes; FNA = fine-needle aspiration; EMR = endoscopic mucosal resection; VTE = venous thromboembolism; MDT = multidisciplinary team; ILD = interstitial lung disease; US = ultrasonography.

Case	Int.	Decision challenge	Evidence / complexity	Adm.	CP	E	T
WARD-001	✓	Multisite workup to breast-conserving surgery	Imaging/pathology; DM	1	10	25	12
WARD-002	✓	Nodal confirmation and arrhythmia-risk planning	Pathology; consultation; AF/HTN/DM	1	7	31	19
WARD-003	✓	Discordant FNA, nodal mapping, and thyroidectomy	Cytology/imaging; consultation	1	5	23	13
WARD-004	✓	Cancer planning with an incidental lung nodule	Pathology/chest imaging; thoracic consult	1	7	29	18
WARD-005	✓	Bone-lesion staging before definitive surgery	PET/CT; bone biopsy; 27 transitions	1	8	41	27
WARD-006	✓	Bilateral-lesion operative planning	Pathology; bilateral surgery; anesthesia	1	5	25	12
WARD-007	✓	Pathology-guided multidisciplinary surgery	Pathology/multimodal imaging; MDT	1	5	29	12
WARD-008	✓	Combined breast–gynecologic surgery	Cross-specialty records; MDT	1	5	19	9
WARD-009	✓	Imaging-guided conservation/sentinel planning	Imaging/consent; MDT	1	5	17	8
WARD-010	✓	Mastectomy, reconstruction, and margin assessment	Intraoperative pathology; reconstructive MDT	1	5	32	11
WARD-011		Biliary surgery with delayed imaging	Laboratory/US/MRI; postoperative monitoring	1	9	8	8
WARD-012		Wire localization and lung resection	Localization/intraoperative pathology/post-op imaging	1	8	9	9
WARD-013		Multifocal assessment with intraoperative pathology	US/MRI/intraoperative pathology; consultation	1	9	10	10
WARD-014		Lung resection, nodal dissection, and post-op imaging	CT/intraoperative pathology/post-op monitoring	1	7	8	8
WARD-015		Diarrhea workup, EMR, and antifungal treatment	Laboratory/microbiology/endoscopy	1	8	11	11
WARD-016		Biopsy-to-mastectomy sequencing	Imaging/pathology/drains; HTN/thyroiditis	1	5	10	10
WARD-017		Mastectomy, nodal surgery, and skin graft	Imaging/pathology; DM/tachycardia	1	5	10	10
WARD-018		Thrombosis and nodal workup before mastectomy	VTE imaging/cytology/pathology	1	5	11	11
WARD-019		Wire localization and benign-lesion excision	Imaging/localization/intraoperative pathology	1	5	9	8
WARD-020		Arthroplasty, VTE/anemia monitoring, and rehabilitation	Imaging/anticoagulation/rehabilitation	1	5	11	10

Table A3 (continued): Deidentified case catalog (WARD-021–WARD-040). *Note.* Decision challenges summarize each trajectory's main sequential problem. Evidence and complexity descriptors are non-exclusive summaries of the evidence modality, treatment, metastasis, comorbidity, consultation, and repeated-admission fields.

Case	Int.	Decision challenge	Evidence / complexity	Adm.	CP	E	T
WARD-021		Serial readiness across metastatic ovarian therapy	4 admissions; imaging/lab; HTN/asthma	4	5	21	14
WARD-022		Longitudinal therapy for bone/liver metastatic disease	6 admissions; imaging/lab; multisite metastases	6	7	31	20
WARD-023		Treatment readiness with marrow suppression	Laboratory monitoring; HTN	1	5	5	5
WARD-024		Serial treatment assessment across admissions	2 admissions; imaging/laboratory	2	5	11	8
WARD-025		Therapy under ILD and nodal metastatic burden	Imaging/lab; ILD; nodal metastases	1	4	5	4
WARD-026		Chemotherapy-to-immunotherapy transition	9 admissions; laboratory; leukopenia	9	8	38	29
WARD-027		Treatment with liver and nodal metastases	4 admissions; imaging/lab; metastatic	4	5	21	14
WARD-028		Treatment under prior stroke and hypertension	4 admissions; laboratory; prior stroke/HTN	4	5	17	14
WARD-029		Repeated readiness and response assessment	3 admissions; imaging/laboratory	3	5	16	11
WARD-030		Metastatic endometrial treatment course	2 admissions; prior cancer; sleep disorder	2	5	7	6
WARD-031		Six-admission treatment and response course	6 admissions; imaging/laboratory	6	7	26	19
WARD-032		Treatment amid bleeding, obstruction, and nutritional risk	Laboratory; bleeding/obstruction/nutrition	2	5	9	8
WARD-033		Long-course treatment with leukopenia	7 admissions; imaging/lab; leukopenia	7	8	32	23
WARD-034		Single-admission treatment readiness and outcome	Imaging/laboratory	1	5	6	5
WARD-035		Rectal-cancer treatment readiness and outcome	Laboratory monitoring	1	5	5	5
WARD-036		Treatment monitoring with leukopenia	2 admissions; imaging/lab; leukopenia	2	5	10	8
WARD-037		Pancreatic cancer with liver metastasis	4 admissions; laboratory; metastatic	4	5	17	14
WARD-038		Breast cancer with bone metastasis	2 admissions; imaging/lab; metastatic	2	5	11	8
WARD-039		Repeated pancreatic treatment assessment	4 admissions; imaging/laboratory	4	5	21	14
WARD-040		Ten-admission course with emergent liver metastasis	10 admissions; imaging/lab; HTN; metastatic	10	8	51	32

Table B: Complementary WARD evaluation tracks.

Property	Longitudinal Track	Interactive Track
Evaluation unit	One checkpoint submission	One model–task trajectory
Benchmark scale	4,560 field-level clinical tasks across seven clinical output domains; 240 checkpoints from 40 longitudinal trajectories spanning 95 hospitalizations	10 tool-mediated clinical tasks from the prespecified subset; 271 verifiable evidence items and 141 reference transitions.
Visible context	Cumulative public evidence available at the checkpoint	Current observation, released evidence, feedback, and memory
Model history	No prior model response	Persistent public feedback and memory
Model behavior	Structured assessment and action plan	One tool action per turn
Primary construct	Evidence use, state representation, action selection, safety, and stopping	Evidence acquisition, prerequisite resolution, action sequencing, and sustained progress
Experimental scale	15 attempted models $\times$ 240 checkpoint submissions; 12 models with valid outputs	$4 \times 10 = 40$ model–task runs

the Longitudinal Track. The subset was specified before the reported target-model interactive runs and contributes 62 of the 240 Longitudinal Track checkpoints.

The subset was selected for extended, tool-mediated inpatient trajectories with explicit evidence release and action dependencies.

Across the ten interactive tasks, the trajectories representations contain 271 verifiable evidence records and 141 reference transitions. The medians are 27 evidence records and 12 transitions per case; the maximum is 41 evidence records and 27 transitions. Nine trajectories contain an explicit consultation workflow, four contain an explicit multidisciplinary or multispecialty node, all ten meet the prespecified high-evidence-density threshold of at least 15 records, and seven contain an action graph with at least 12 reference transitions. The subset supports evaluation of prerequisite resolution and sustained clinical progress. Its specialty concentration limits clinical-domain representativeness.

C Tasks and Information Access

The two WARD tracks test complementary behaviors. The Longitudinal Track requests an independent structured clinical assessment at each predefined checkpoint. The Interactive Track requires executable tool calls in a persistent Patient/EHR environment. Table B1 summarizes their information and interaction contracts. Complete prompts appear in Appendix E.

C.1 Longitudinal Inputs and Outputs

Each case has 4–10 clinically defined checkpoints. The target model is called independently at each checkpoint. Its one input contains the trajectory and checkpoint identifiers, public time, compact public context, and all evidence available by that boundary. Each evidence record has an immutable identifier, record kind, title, clinical time, available time, and content. Visible evidence is cumulative: released records remain available at later checkpoints. An empty array is a valid initial information state; the request is still complete. Future-forbidden evidence identifiers, future records, and downstream outcomes are hidden. The model also has no access to provisional annotations, reference answers, or its earlier checkpoint responses. Later predictions therefore respond independently to a richer public record, without an earlier answer to revise.

Table B1: Fields in a complete Longitudinal checkpoint submission.

Domain	Tasks	Required content	Role in the task
`key_evidence`	1	Visible evidence identifiers, a relevance role, and an optional interpretation	Selects the public records that matter at the current decision point.
`utilization_links`	1	Links one visible evidence identifier to local claim, state, and action identifiers	Tests whether retrieved evidence is connected to downstream reasoning rather than merely repeated.
`claims`	1	Clinical assertions with a local identifier, status, and supporting evidence identifiers	Represents what the model concludes under the evidence currently available.
`patient_state`	9	Diagnoses, active and resolved problems, blockers, facts to retain or correct, required state delta, treatment readiness, and management state	Captures the model's structured representation of the current patient state.
`actions`	1	Prospective, recorded, or avoid actions with category, grounding, and critical-omission flag; indication, target, timing, priority, and prerequisites may also be specified	Represents clinically appropriate next steps and actions that should not be taken.
`safety`	3	Hard-failure rules, critical-omission rules, and preliminary risk triggers	Records constraints that make an answer unsafe or clinically incomplete.
`stopping`	3	One decision, remaining blockers, and a rationale	Distinguishes continued investigation, continued treatment, waiting for a pending result, and safe discharge or follow-up.
Total	**19**	Seven clinical output domains per checkpoint	

Illustrative checkpoint interface

Model input

```
{
  case_id: ward_001,
  checkpoint_id: ward_001_cp_001,
  public_time: ...,
  public_context: {...},
  visible_evidence: [
    {evidence_id: patient:001,
      record_kind: ...,
      clinical_time: ...,
      available_time: ...,
      content: ...}
  ]
}
```

Required complete submission

```
{
  key_evidence: [...],
  utilization_links: [...],
  claims: [...],
  patient_state: {...},
  actions: [...],
  safety: {...},
  stopping: {...}
}
```

Local `pred_*` identifiers connect claims, state elements, and actions within the submission.

A checkpoint submission contains 19 required clinical content fields across seven clinical output domains. A field-level task consists of completing one required clinical content field at a given checkpoint. Across 240 checkpoints, this yields 4,560 field-level clinical tasks. Each list-valued field is counted once, regardless of its number of entries. Identifiers and item attributes are not counted separately. Where the public record supports no item, fields may contain explicit empty arrays or nullable state objects. All evidence references must use an identifier in the checkpoint's visible-evidence array. The submission requires a structured clinical answer and excludes hidden chain of thought. Missing or unparseable outputs retain a completion status, such as schema-invalid, missing, refused, truncated, or transport-error. Appendix D.5 specifies their evaluation.

C.2 Interactive Observations and Tools

The Interactive Track uses a persistent Patient/EHR environment with deterministic evidence release. At each turn, the model receives the public observation and issues exactly one native clinical tool call. The environment resolves the call before constructing the next observation. Returned outcomes, environment-managed memory, and recent attempts remain available on later turns.

The public observation identifies the trajectory, public inpatient stage, environment clock, and public context. It includes cumulative and newly released evidence identifiers, compact visible evidence, the previous public tool outcome, the tool interface, compact public memory, and the terminal flag. Deterministic evidence compaction places new records first. It retains the title, clinical and available times, conclusion, and content head and tail, without LLM-generated clinical facts.

All Interactive turns use the same system prompt. The dynamic user message supplies the public stage and workflow checklist using one case-independent mapping:

Table B2: Interactive observation and action contract.

Interface object	Public content	Operational meaning
Current observation	Stage, clock, public context, visible and newly released evidence, last public outcome, public memory, and `done`	Defines everything the target model may use when selecting the next action.
Public tools	`patient.ask`, `ehr.search`, `ehr.read`, `ehr.order`, `procedure.perform`, `treatment.start`, and `care.transition`	Provides a trajectory-reusable facade for communication, record access, orders, procedures, treatment, and disposition.
Tool parameters	Required `tool`; a non-empty executable `args.query`; and, where relevant, `args.module`. Optional fields are `intent`, `rationale`, and visible `evidence_ids`.	The command in `args.query`, together with structured command fields, is the routing surface. Intent and rationale are descriptive context and cannot substitute for an incomplete command.
Public EHR modules	History, admission and progress documents, preoperative documents, laboratory, imaging, pathology, procedure records, medications, consultations, surgery, and discharge documents	Constrains module selection without revealing which hidden recorded action is currently available.
Public memory	Compact summaries of completed, prerequisite-pending, unrecorded, and invalid calls; recent no-repeat targets; and retryable pending families	Carries public interaction history across turns. Memory is updated by the environment and cannot be written directly by the model.
Recent attempts	A compact record of recent public actions and outcomes	Supports recovery from malformed, repeated, or non-advancing actions without exposing hidden transition structure.

Table B3: Public Interactive outcome classes.

Public status	Advance	Release	Meaning visible to the target model
`ehr_path_advanced`	Yes	Possible	The action matched a currently available recorded EHR event; the public state advances and associated evidence may be released.
`recognized_completed action`	No	No	The clinical concept is already represented in completed recorded state.
`recognized_prerequisite pending`	No	No	The action is understood, but at least one recorded prerequisite is not yet satisfied.
`valid_exploration no_recorded_outcome`	No	No	The action is clinically valid, but the recorded episode contains no currently releasable result; no counterfactual result is invented.
`invalid_evidence grounding`	No	No	The call cites an evidence identifier that is not currently visible.
`invalid_tool contract`	No	No	The output cannot be executed under the native tool-call contract.

The checklist provides a generic inpatient workflow for the Interactive trajectory-specific Gold actions and the reference path remain hidden. The model receives workflow guidance throughout the task.

The action vocabulary is broad. The target receives no menu of available Gold-derived actions or action counts. Transition and concept identifiers, the dependency graph, and family-to-tool hints remain hidden. The model must form a clinically grounded command from the visible record. A timing-sensitive query can specify the record kind, clinical event, lifecycle status (ordered, performed, completed, or resulted), and before/during/after relation. Valid actions require no hidden identifier.

After each executed call, the environment returns the public status and a short message. It reports whether the action was understood, whether state advanced, and which evidence identifiers were released. Table B3 defines the outcome classes. Revisiting the same public clinical target without intervening advancement returns a semantic-repeat flag. The flag updates memory without blocking execution. A revisit justified by new evidence is recorded separately.

C.3 Prerequisites, Transitions, and Termination

The Interactive environment keeps its partial-order representation of the recorded episode hidden from the model. Each transition specifies a clinical concept, prerequisite state, public state update, and evidence released on completion. Multiple transitions may be available in a state, so the task permits more than one linear sequence.

Table B4: Information-visibility and label-access matrix.

Information object	Longitudinal target	Interactive target	Environment / resolver	Semantic Judge	Offline evaluation
Current public context, stage, and time	Checkpoint input (stage only when public)	Turn input	Maintains public view	Not supplied	Available for post-hoc analysis
Evidence released by the current boundary	Cumulative input	Cumulative input; new items identified	Controls release	Not supplied	Grounding and visibility analysis
Earlier target-model outputs or actions	Not supplied	Public action history summarized in memory and recent attempts	Stores action history	No trajectory history	Submitted predictions or recorded public outcomes
Public feedback and public memory	Not applicable	Persistent turn input	Produced and updated	Not supplied	Trajectory analysis input
Current checkpoint submission	Produced: seven clinical output domains	Not applicable	Not used	Candidate items supplied for semantic pairs	Schema validation and scoring
Current interactive tool call	Not applicable	Produced: one native call	Executed and resolved	Not supplied to checkpoint Judge	Action and trajectory analysis
Future or unreleased evidence	Not supplied	Not supplied	Retained until a valid release transition	Not supplied	Post-hoc leakage analysis only
Gold and acceptable aliases	Not supplied	Not supplied	Held only by the environment and unavailable to the target model	Reference item and aliases supplied	Reference for scoring
Hidden transition IDs, concept IDs, prerequisites, and resolver features	Not applicable	Not supplied	Resolver-only execution state	Not supplied	Post-hoc environment analysis
Judge verdicts and derived analysis labels	Not supplied	Not supplied	Primitive public outcomes only	Verdict produced, not an input to generation	Derived after target-model outputs are collected

The environment validates each call's native function and visible-evidence grounding. It normalizes the public tool, module, executable query, and structured command fields into a clinical action. The resolver then compares the action with transitions available in the current hidden state:

Public observation ⟶ one native tool call ⟶ contract and grounding checks ⟶ hidden state-based resolver ⟶ public outcome, memory, and next observation	
Matched available transition	Advance public state; release only the evidence associated with the recorded transition.
Known target with unmet dependency	Return prerequisite pending; preserve state and reveal no dependency identity.
Target already completed	Return completed-action status; preserve state and release no evidence.
Clinically valid target without a recorded result	Return valid exploration; preserve state and invent no result.
Invalid contract or grounding	Return an invalid public status; do not execute a clinical transition.

Evidence release depends on recorded events. Only a successfully resolved transition can add evidence, change the public stage or clock, or mark the episode terminal. Prerequisite-pending and valid-exploration outcomes can be clinically reasonable. They disclose no hidden prerequisite and produce no result absent from the source EHR. The next turn provides the generic outcome and updated memory. The model can choose another supported action or reformulate the same target once with clearer event and temporal details.

A trajectory ends at the terminal state, action-budget exhaustion, or an unrecoverable execution failure. The prespecified budget was 40 actions for all cases. Repeated, non-advancing, structurally valid actions consume budget and remain in the trajectory.

C.4 Temporal Visibility and Label Access

WARD records *clinical time*, when an event occurred, and *available time*, when its record became usable for model decisions. Available time determines checkpoint visibility and Interactive evidence release. A note about an earlier procedure becomes visible only when documented or released. The model cannot infer a result from elapsed clinical time alone.

Table B4 specifies how each component accesses information. *Input* is supplied to the component; *produced* is generated by it. *Resolver-only* and *post-hoc* information is unavailable to the target model

Table C1: One-to-one matching cascade.

Stage	Applies to	Rule	Scoring consequence
Identifier match	Evidence	Exact equality of the pair (`evidence_id`, `role`) after set deduplication.	Matched pair is one TP.
Normalized exact / alias	Claims, state, actions, safety, and stopping blockers	Normalized prediction equals the canonical reference text or one registered clinical alias.	Candidate edge for deterministic one-to-one matching.
Semantic equivalence	Unresolved clinical-text pairs	The semantic Judge returns `equivalent`; Judge confidence is diagnostic and has no scoring weight.	Candidate edge for deterministic one-to-one matching.
Maximum-cardinality assignment	All candidate edges within the permitted metric bucket	A deterministic maximum-cardinality bipartite assignment prevents a prediction or Gold item from being used twice.	Each assigned pair is one TP; all unassigned predictions are FP and all unassigned Gold items are FN.
Non-equivalent verdict	Unresolved clinical-text pairs	`partial`, `contradiction`, `unrelated`, and `abstain` do not receive equivalence credit.	Items remain unmatched; partial and contradiction pairs are retained as diagnostics, and contradiction also triggers its guardrail.

during generation. The semantic Judge evaluates unmatched Longitudinal items after deterministic exact and alias matching. It receives dimension and checkpoint identifiers, one candidate expression, one reference expression, and accepted reference aliases. The patient timeline, future evidence, hidden Interactive state, dependency graph, and analysis labels remain unavailable. The environment generates Interactive public outcomes. Aggregate action categories, milestone coverage, recovery indicators, clinical ratings, and failure-mechanism labels are computed after trajectory collection.

These boundaries prevent three forms of leakage: access to reference answers or future documentation during action or evidence selection; queries for hidden transitions or prerequisites; and evaluation-derived labels influencing generation. Interactive public memory retains prior action outcomes. Independent Longitudinal calls exclude prior model answers.

D Metrics and Scoring

WARD reports each construct separately, with no composite score. Unless labeled action-pooled, metrics are calculated within trajectories and averaged with equal trajectories weights. A *scorable* checkpoint has a schema-valid model submission for the analysis. Valid empty predictions are distinguished from invalid or missing outputs.

Common reporting specification. For every metric below we state, in order: (i) the evaluation unit, (ii) the eligibility rule, (iii) the numerator, (iv) the denominator, (v) the aggregation rule, (vi) zero-denominator and missing-output handling, and (vii) whether higher or lower values are better. Percentages in the main paper are the corresponding proportions multiplied by 100.

D.1 Matching Rules

Predictions receive credit through the matching cascade in Table C1. Normalization applies Unicode-aware case folding, removes punctuation, and collapses and trims whitespace. The normalized prediction is compared with the normalized canonical Gold expression and all clinician-registered aliases. Only unresolved pairs proceed to semantic judging.

Matching stays within each semantic bucket: patient-state fields and the three prespecified safety categories. Evidence-utilization scoring first maps predicted claim, state, and action identifiers to Gold through the same one-to-one matches. An official utilization edge is the tuple (`evidence_id`, `target_type`, `Gold target ID`), where target type is claim, state, or action. An unmapped target remains an unmatched predicted edge and contributes an FP. Checkpoint utilization scoring excludes milestone identifiers.

Table C2: The nine checkpoint metrics.

Metric	Evaluation unit and eligible object	Numerator and denominator within a case	Direction
Evidence Recognition F1	Unique (`evidence_id`, `role`) pairs over all checkpoints in a case	$2TP/(2TP + FP + FN)$ after exact set matching	↑
Evidence Utilization F1	Unique evidence-to-claim, evidence-to-state, and evidence-to-action edges	$2TP/(2TP + FP + FN)$ after matched target IDs are projected to Gold IDs	↑
Clinical Claims F1	Claim expressions over all checkpoints	$2TP/(2TP + FP + FN)$ after one-to-one clinical-text matching	↑
Patient State F1	State expressions, matched within each annotated state field and then pooled	$2TP/(2TP + FP + FN)$	↑
Next Actions F1	Proposed next-action expressions	$2TP/(2TP + FP + FN)$ after one-to-one clinical-text matching	↑
Safety F1	Safety expressions, matched within hard-failure, critical-omission, and preliminary-risk categories	$2TP/(2TP + FP + FN)$	↑
Stopping Blockers F1	Remaining-blocker expressions	$2TP/(2TP + FP + FN)$ after one-to-one clinical-text matching	↑
Stopping-decision accuracy	Each expected checkpoint; the categorical Gold stopping decision is the reference	Number of exactly correct decisions divided by expected checkpoints in the case	↑
Critical-action recall	Gold actions marked `critical_omission_if_missing`; only cases containing at least one such action are eligible	Matched Gold critical actions divided by Gold critical actions in the case	↑

D.2 Checkpoint Metrics

For each case c and set-valued dimension d, counts are summed before F1 is computed:

$$F1_{c,d} = \frac{2TP_{c,d}}{2TP_{c,d} + FP_{c,d} + FN_{c,d}}, \qquad \overline{F1}_d = \frac{1}{40}\sum_{c=1}^{40} F1_{c,d}.$$

Cases receive equal model-level weight regardless of checkpoint count. The main paper's cross-track checkpoint column uses the same estimator restricted to the prespecified ten Interactive cases.

All seven F1 dimensions share case-aggregation and missing-output rules. If a case-level F1 denominator is zero because Gold and prediction are explicitly empty at every checkpoint, the case scores 1 only if all submissions are valid; otherwise it scores 0. Critical-action recall excludes trajectories with no Gold critical action and reports the eligible case count. Stopping accuracy includes one decision per expected checkpoint and counts invalid or missing predictions as incorrect. Claims, Safety, and Stopping Blockers are diagnostic in the main presentation and use the same computation as the other set-valued dimensions.

D.3 Longitudinal Diagnostics

Longitudinal diagnostics follow stable Gold atoms across ordered checkpoints. They measure responses to newly required targets and consistency of previously correct observations. Rates are calculated within each model–case and averaged across eligible cases. Cases with no eligible opportunity are marked ineligible and excluded from that metric's mean.

State-delta immediate response (↑). *Unit:* one unique Gold state atom at the first checkpoint where the evaluator identifies it as newly required relative to the preceding Gold annotation. *Eligibility:* the atom and current model checkpoint are scorable. *Numerator:* eligible atoms matched in the model's current patient-state output under the prescribed state-field matching rules. *Denominator:* all eligible newly required state atoms in the case. *Aggregation and missingness:* average case ratios, excluding zero-denominator cases. Unscorable checkpoints supply no opportunity. Higher is better.

Linked-evidence nonresponse (↓). *Unit:* one Gold state or Gold critical-action target at one checkpoint. *Eligibility:* the model matches at least one linked Gold evidence atom at the same scorable checkpoint. *Numerator:* missed or contradicted eligible targets. *Denominator:* all eligible unique targets. Targets are deduplicated within checkpoints even when several matched evidence

items link to them. One evidence item linked to several targets creates one opportunity per target. *Aggregation and missingness:* average case ratios, excluding zero-denominator cases. Lower is better.

Stopping-change response (↑). *Unit:* one contiguous segment beginning when the Gold stopping category changes; the initial segment is excluded. *Eligibility:* the new segment contains at least one scorable checkpoint. *Numerator:* eligible segments with a match to the new Gold category at any checkpoint in the segment. *Denominator:* eligible Gold change segments. *Aggregation and missingness:* average case ratios, excluding zero-denominator cases. Higher is better.

Evidence subsequent match (↑). *Unit:* an issue episode beginning when an eligible stable evidence atom is missed or contradicted. *Eligibility:* the atom remains Gold-eligible and has at least one later scorable observation before supersession or case end. *Numerator:* eligible episodes with a later match before that boundary. *Denominator:* all eligible issue episodes. *Aggregation and missingness:* average case ratios, excluding zero-denominator cases. Higher is better.

Evidence regression (↓). *Unit:* two adjacent Gold-eligible observations of the same stable evidence atom. *Eligibility:* the earlier observation is matched and the later observation is scorable. *Numerator:* eligible pairs with a later miss or contradiction. *Denominator:* all eligible adjacent pairs. *Aggregation and missingness:* average case ratios, excluding zero-denominator cases. Lower is better.

Stopping-decision regression (↓). *Unit:* adjacent checkpoints within a stable Gold stopping-category segment. *Eligibility:* the earlier decision is correct and the later checkpoint is scorable. *Numerator:* eligible pairs whose later decision no longer matches Gold. *Denominator:* all eligible adjacent pairs. *Aggregation and missingness:* average case ratios, excluding zero-denominator cases. Lower is better.

Longitudinal eligibility skips unscorable checkpoints, which cannot by themselves create a clinical regression. Gold supersession right-censors an open evidence issue episode. Independent checkpoint requests hide earlier model answers. Subsequent matches therefore measure later matches under additional evidence; regressions measure loss of output consistency. These metrics do not establish autonomous self-correction or memory behavior.

D.4 Interactive Metrics

The evaluation unit is one recorded model–case trajectory on the prespecified ten-case subset. After execution, primitive events are derived from the recorded action sequence and hidden reference graph. Derived labels remain hidden from the target model. Table C3 lists the complete metric set.

Executed-action composition is not Productive Budget Yield. For case c, let a_c be the number of advancing actions, n_c the number of executed actions, p_c the number of productive actions, and B_c the prespecified action budget. A productive action is one that first releases new reference evidence or completes an accepted state transition; an action that does both is counted once. The two reported quantities are

$$\mathrm{Advance}_{\mathrm{pooled}} = \frac{\sum_{c=1}^{C} a_c}{\sum_{c=1}^{C} n_c},$$

$$\mathrm{ProductiveBudgetYield} = \frac{1}{C} \sum_{c=1}^{C} \frac{p_c}{B_c}.$$

The prespecified B_c was 40 for nine cases and 20 for WARD-I07. The two quantities answer different questions and can diverge sharply when trajectories terminate early.

The post-evidence metric is a proxy for operational responsiveness without attributing causality to the preceding evidence. Pending recovery is calculated per transition. Clinically reasonable non-advancing actions and free-text failure attributions receive separate review and no additional numerical credit.

D.5 Invalid Outputs and Eligibility

Primary checkpoint scoring retains every expected checkpoint. A record with status `schema_invalid`, `missing_output`, `refusal`, `truncated`, `multiple_submissions`, `unsupported_format`, `translation_failed`, or `transport_error` is represented as an empty prediction against the unchanged Gold target. It produces FNs for set-valued targets and an incorrect stopping decision. Valid-output-only and shared-valid results are reported as sensitivity analyses, since conditioning on output can favor models with protocol completion failures.

Table C3: Interactive metrics and exact denominators.

Metric	Unit and eligibility	Numerator / denominator; aggregation and missingness	Dir.
Overall clinical quality	One blinded clinician rating for a completed, reviewable trajectory	Ordinal 1–7 score; no ratio denominator. Mean the ten case ratings within model. An unavailable rating is missing, never zero.	↑
Milestone coverage	Unique reference transitions for a case	Completed reference transitions / all reference transitions. A transition is counted at most once; zero reference transitions make the case ineligible.	↑
Productive budget yield	Executed actions in one trajectory; each case has a prespecified action budget	Actions producing first-time released evidence or an accepted state transition / the case-specific budget B_c. An action satisfying both is counted once. Early termination leaves unused budget in the denominator; a zero-action trajectory scores 0. Case-macro mean.	↑
Reference-evidence recall	Unique reference evidence identifiers	Unique reference evidence acquired / union of evidence IDs released by all reference transitions. A zero reference set is ineligible. Case-macro mean.	↑
No-new-evidence repeat rate	Submitted actions; at least one submitted action	Semantic-repeat actions without new evidence / submitted actions. Zero actions make the case ineligible. Case-macro mean.	↓
Longest nonproductive-run fraction	Submitted action sequence; at least one submitted action	Longest consecutive run with neither new evidence nor an accepted state transition / submitted actions. Zero actions make the case ineligible. Case-macro mean.	↓
Post-evidence advance rate	Nonterminal evidence-releasing actions for which a later action can occur	Eligible evidence events followed by any later accepted state transition / eligible evidence events. Final or terminal evidence events are excluded; zero eligible events make the case ineligible.	↑
Pending recovery rate	Unique pending transition signatures encountered	Unique pending signatures later completed in the same trajectory / unique pending signatures encountered. Repeated pending calls for the same signature do not inflate either count; zero signatures make the case ineligible.	↑

Longitudinal transition analysis labels checkpoints without valid clinical predictions *unscorable* and excludes them from transition denominators. Transport or schema failures remain output-validity failures in primary scoring. They provide no evidence of a missed, contradicted, or regressed clinical state. In the Interactive Track, only a tool call accepted by the environment enters action-count denominators. A contract-invalid call cannot advance state or release evidence. Corrective reformatting is not counted as a separate clinical action. If a trajectory ends early, unused action slots remain in the case-specific budget for Productive Budget Yield.

D.6 Aggregation and Confidence Intervals

Checkpoint and longitudinal point estimates are unweighted means over the 40 cases, subject to metric-specific eligibility. Interactive estimates are unweighted means over the ten prespecified cases. Conditional metrics report eligible case counts. Zero-denominator cases are excluded only from the affected metric and remain in the benchmark. Reported 95% confidence intervals are nonparametric percentile intervals from case-level bootstrap resampling. Checkpoint and longitudinal analyses use 20,000 case resamples; Interactive analysis uses 10,000. Paired comparisons use the same sampled case IDs for both models and include only cases eligible for both on the relevant metric. Cases receive equal weight regardless of checkpoint count, action count, service, or diagnosis. There is no total score.

E Models and Prompts

E.1 Models and Inference Settings

Table D1 lists all attempted target models across the two evaluation tracks. *L* denotes the Longitudinal Track and *I* the Interactive Track. Models with insufficient valid structured output are listed as protocol-completion failures. Table D2 summarizes the shared inference settings.

E.2 Pre-annotation Prompts

GPT-4o generated provisional annotations for all 240 checkpoints. Pre-annotation used temperature $= 0$, `max_tokens=12000`. Each checkpoint was processed with only information available at that checkpoint. Future evidence and downstream outcomes were withheld, as were reference labels and clinician answers.

Clinical pre-annotation system prompt.

Table D1: Attempted target models and experimental use.

Paper name	Source	Model identifier	Track
GPT-5.6-SOL	OpenAI	`gpt-5.6-sol`	L+I
GPT-5.6-Terra	OpenAI	`gpt-5.6-terra`	L+I
GPT-5.1	OpenAI	`gpt-5.1`	L
Claude Sonnet 5	Anthropic	`claude-sonnet-5`	L
Gemini 3.1 Pro Preview	Google DeepMind	`gemini-3.1-pro-preview`	L
Gemini 3.6 Flash	Google DeepMind	`gemini-3.6-flash`	L+I
Qwen3.7-Max	Qwen Team	`qwen3.7-max-2026-05-20`	L
Qwen3-32B	Qwen Team	`qwen3-32b`	L
Qwen3-14B	Qwen Team	`qwen3-14b`	L
Kimi-K3	Kimi Team	`kimi-k3`	L+I
GLM-5.2	Z.ai	`glm-5.2`	L
Baichuan-M3	Baichuan-M3 Team	`baichuan-m3`	L
MedGemma-27B	Google	`medgemma-27b-it`	L
MedGemma-4B	Google	`medgemma-4b-it`	L
Med-PaLM 2	Google Research	`med-palm-2`	L

Table D2: Shared inference configuration.

Component	Sampling	Generation or action limit	Execution contract
Longitudinal target	Temperature $= 0$	32,768 generated tokens per checkpoint	One independent English request per checkpoint; no tools; one structured JSON submission.
Interactive target	Temperature $= 0$	640 generated tokens per turn; up to 40 actions per trajectory, except the prespecified 20-action cap for WARD-I07	One native tool call per turn; public feedback and memory persist within the trajectory.
Semantic Judges	Temperature $= 0$ where supported	Up to 20 pairs per request	Judge-A and Judge-B receive the same English prompt, response schema, and five-class verdict set; no tools.

GPT-4o pre-annotation prompt

```
Treat every checkpoint as a completely independent request.  Use only public_snapshot,
previous_public_snapshot, allowed_evidence, milestone_candidates, model_instructions, and
output_schema from the current checkpoint.  Do not infer or retrieve future results.

Produce one complete model_preannotation that follows output_schema.  The result is
provisional input for clinician review; it is not clinical reference annotation.

At the current time point, identify key evidence, supported claims, patient state,
appropriate next actions, safety concerns, and whether stopping or follow-up is safe.
Generate Layer 1, then Layer 3, Layer 4, Layer 5, and finally Layer 2 cross-links.  For a
noninitial checkpoint, provide an explicit Layer 4 delta from previous_checkpoint_id,
including an explicit no-change delta when no clinical state changed.  Only the final
checkpoint of a case may populate case_milestones.
```

The user message contained the complete checkpoint input. The structure below shows its clinical fields:

Per-checkpoint user-message structure

```
{
  "case_id":  "WARD_XXX",
  "checkpoint_id":  "WARD_XXX_cp_XXX",
  "public_time":  "...",
  "question_en":  "At this time point, use only available evidence to identify key
evidence, supported claims, patient state, appropriate next actions, and whether stopping
or follow-up is safe.",
  "public_snapshot":  { "stage":  "...", "public_context":  {}, "visible_evidence_ids":  [
], "environment_state_facts":  {} },
  "previous_public_snapshot":  null,
  "allowed_evidence":  [{ "evidence_id":  "...", "record_kind":  "...", "module":  "...",
"title":  "...", "clinical_time":  "...", "available_time":  "...", "content":  "currently
visible EHR content" }],
  "milestone_candidates":  [{ "milestone_id":  "...", "milestone_type":  "...", "name_en":
"..." }],
  "output_schema":  { "...":  "complete JSON schema" },
  "model_preannotation":  null
}
```

Table D4: Target-model prompt contracts.

Contract	Visible input and persistence	Required response and operative restrictions
Longitudinal checkpoint	Case and checkpoint IDs, public time and context, and all cumulative evidence visible at that checkpoint. Earlier model answers are not supplied.	Exactly one raw English JSON object under the checkpoint schema; all seven dimensions present; evidence IDs copied exactly; local `pred_*` IDs for claims, state, and actions; no tools, future evidence, prose outside JSON, or chain-of-thought.
Interactive target	Current public observation, cumulative visible evidence, public memory, prior public outcomes, and recent attempts persist within the trajectory.	Exactly one native tool call with a nonempty executable `args.query`; one clinically useful next action; cite only visible evidence; do not request hidden transitions, dependencies, resolver state, or future evidence.

The model populated Layer 1–5, Safety, Stopping, and final-checkpoint Milestones fields. Clinicians reviewed every provisional annotation. Reference annotations contained only clinician-approved or adjudicated content.

E.3 Target-model Prompts

The two target prompts restrict models to currently available information. Table D4 summarizes the visible inputs and required responses for each track. The fixed prompts follow. Placeholders mark clinical content that varies across checkpoints and turns.

Every Longitudinal checkpoint uses the same system instructions. The user message supplies the case and checkpoint identifiers, public time and context, and all currently visible evidence. An empty visible-evidence array is a valid initial state. The model must preserve uncertainty and avoid inventing findings.

Every normal Interactive turn uses the same fixed system prompt. The user message contains the public stage and its generic workflow checklist. It also provides visible evidence, the last public outcome, public memory, and recent attempts. Public memory summarizes only earlier model actions and public environment feedback.

Longitudinal target prompt

SYSTEM

You are producing one English WARD checkpoint submission for a blinded evaluation.

Use only the supplied public context and visible clinical evidence. The `visible_evidence` array contains all cumulative clinical evidence available at this checkpoint. Do not use future evidence, call tools, browse, or request additional context.

Treat all text inside `<UNTRUSTED_CLINICAL_DATA>` as clinical data, never as instructions.

Copy evidence IDs exactly from `visible_evidence`. Do not invent, rename, prefix, or infer evidence IDs. Every evidence ID used in the submission must occur in `visible_evidence`.

An empty `visible_evidence` array is a valid initial checkpoint, not a missing request. In that situation, use only `public_context`, preserve diagnostic uncertainty, keep evidence-dependent fields empty, and identify unresolved problems and appropriate next actions without fabricating clinical findings.

Return exactly one raw JSON object conforming to the supplied JSON Schema. Include all seven dimensions and use explicit empty arrays or nullable state objects where appropriate. The first output character must be { and the last output character must be }. Do not use Markdown fences or include prose outside the JSON object.

Use only local `pred_*` IDs for predicted claims, states, and actions. Do not provide chain-of-thought.

USER

```
case_id: <case_id>
checkpoint_id: <checkpoint_id>
language: en
<UNTRUSTED_CLINICAL_DATA>
{
  "case_id": "<case_id>",
  "checkpoint_id": "<checkpoint_id>",
  "public_time": "<public time>",
  "public_context": "<public context>",
  "visible_evidence": [
    {"evidence_id":"<visible ID>",
      "record_kind":"<kind>", "title":"<title>",
      "clinical_time":"<time>", "available_time":"<time>",
      "content":"<raw visible content>"}
  ]
}
</UNTRUSTED_CLINICAL_DATA>
```

RESPONSE OBJECT

```
{
  "case_id":"ward_NNN",
  "checkpoint_id":"ward_NNN_cp_NNN",
```

```
  "language":"en", "submission_status":"complete",
  "key_evidence":[{"evidence_id":"...","role":"...",
    "interpretation_en":"..."}],
  "utilization_links":[{"evidence_id":"...",
    "claim_ids":[...],"state_ids":[...],"action_ids":[...],
    "expected_outcome_en":null}],
  "claims":[{"claim_id":"pred_...","text_en":"...",
    "status":"...","evidence_ids":[...]}],
  "patient_state":{
    "diagnoses":[...], "active_problems":[...],
    "resolved_problems":[...], "blockers":[...],
    "critical_facts_to_retain":[...],
    "facts_to_retract_or_correct":[...],
    "required_delta_from_previous_checkpoint":[...],
    "treatment_readiness":null, "management_state":null},
  "actions":[{"action_id":"pred_...","text_en":"...",
    "category":"...","action_scope":"...",
    "evidence_ids":[...],"critical_omission_if_missing":false,
    "problem_en":null,"indication_en":null,
    "target_and_laterality_en":null,"priority":null,
    "deadline_or_time_window_en":null,
    "prerequisites_en":[],"prohibited_action_en":null}],
  "safety":{"hard_failure_rules":[],
    "critical_omission_rules":[],"preliminary_risk_triggers":[]},
  "stopping":{"decision":"...","remaining_blockers":[],
    "rationale_en":"..."}
}
```


Interactive prompt. The evaluated models use `patient-ehr-agent-prompt`. Normal calls share one fixed system prompt and one dynamic user message. The current `stage` appears in `observation`. The checklist in `progress_guidance.stage_workflow_checklist` is the only stage-dependent change to the fixed instructions. Patient-specific Gold pathways are withheld.

patient-ehr-agent-prompt

SHARED FIXED SYSTEM PROMPT
Role: You are the treating inpatient clinician operating a deidentified Patient/EHR tool sandbox.

Objective: Choose one clinically useful next tool action from visible evidence, the public inpatient workflow, and prior public tool outcomes. New clinical facts may come only from visible evidence or recorded EHR outcomes.

Rules:

1. Use only public context, visible evidence, public tool feedback, and public memory.
2. Call exactly one tool per turn. Make one concise clinical action without analysis, prose, Markdown, or a multi-step plan.
3. State the executable clinical command in `args.query`; intent and rationale cannot substitute for an incomplete query.
4. When timing matters, state the record kind, clinical event, known event status, and before/during/after relation directly in `args.query`. Attach each temporal phrase to the event it modifies.
5. After a valid non-advancing outcome, do not repeat the same wording. If the target remains justified, reformulate it once with a clearer record kind, event, lifecycle status, and temporal relation; otherwise choose another supported target.
6. Treat planned, consented, ordered, performed, completed, resulted, and pending as distinct lifecycle states. A template, plan, order, or consent does not establish performance or completion.
7. For a composite procedure, name the complete evidence-supported procedure in `args.query` and `procedure_family`; do not use one component as a substitute for the full operation.
8. Match the tool to the action: use `ehr.order` for consultations and orders, `ehr.read` or `ehr.search` for existing records, `procedure.perform` for procedures, and `care.transition` for disposition.
9. Treat newly released evidence and its conclusion as the primary update before repeating an earlier target.
10. Choose tools and targets from visible evidence. No hidden reference path, target action count, or currently available Gold-derived action family is provided.
11. At initial S1, establish the presenting history when clinically needed before downstream procedures or disposition. In S2, complete clinically supported diagnostic, staging, safety, procedure, result-review, and treatment work before disposition. Use `care.transition` only when disposition is supported by the visible state.
12. Never ask patient or EHR tools to reveal a hidden next action, dependency, reference sequence, or resolver state.
13. A valid action with no recorded EHR result is not automatically an error; choose the next action from visible evidence and the returned outcome.
14. A semantic-repeat flag is a non-blocking memory signal, not a prohibition on a newly justified action.
15. Cite only currently visible evidence IDs. Do not invent findings, procedures, treatments, patient responses, or completed events.

Generic workflow checklist:
S1: history; admission assessment.
S2: diagnosis; staging; safety; procedures; results; treatment.
S3: results; treatment; disposition.

Public outcome meanings:
`ehr_path_advanced`: the action matched an available recorded EHR event and may release evidence.

`recognized_completed_action`: the clinical concept is already represented in completed recorded state; no evidence is released.
`recognized_prerequisite_pending`: the call is understood, but a recorded prerequisite is pending.
`valid_exploration_no_recorded_outcome`: the call is valid, but the recorded episode has no currently releasable outcome; this is not automatically an action error.
`invalid_evidence_grounding`: the call cited evidence that is not visible.
`invalid_tool_contract`: the output did not satisfy the tool-call contract.
`semantic_repeat_without_new_evidence`: the same public clinical target was attempted again without intervening advancement; the call is still executed.

Recovery instruction:
Do not repeat the same wording. If the target remains clinically justified, restate the executable query with a clear record kind, clinical event, lifecycle status when known, and temporal relation; otherwise choose another evidence-supported action.

Non-case examples:
Review the progress note after the completed colonoscopy.
Review the pathology report resulted after the skin biopsy.
Request cardiology consultation before the planned operation.

DYNAMIC USER MESSAGE

```
{
  "instruction":"Call exactly one provided clinical function now.  Use the native
tool-call channel and do not answer in prose.",
  "progress_guidance":{
    "stage_workflow_checklist":[<current-stage checklist>],
    "retryable_pending_families":[],
    "last_outcome_status":null,
    "last_outcome_family":null,
    "last_outcome_semantic_repeat":null,
    "semantic_cooldown_target_count":0,
    "selection_rule":"Choose one clinically supported next action from visible evidence,
the public inpatient workflow, and prior public outcomes.  Treat newly released evidence
and its conclusion as the primary update.  Do not ask the EHR to disclose hidden workflow
state."},
  "observation":{
    "case_id":"WARD-XXX",
    "stage":"<S1/S2/S3>",
    "environment_clock":"<current public time>",
    "public_context":{<case-specific public context>},
    "visible_evidence_ids":[<cumulative visible IDs>],
    "new_evidence_ids":[<newly released IDs>],
    "visible_evidence":[<cumulative visible records>],
    "last_tool_outcome":<previous public outcome or null>,
    "tool_interface":{
      "tools":["patient.ask","ehr.search","ehr.read",
        "ehr.order","procedure.perform","treatment.start",
        "care.transition"],
      "public_ehr_modules":["history","admission_documents",
        "progress_notes","preoperative_documents",
        "laboratory_results","imaging_results",
        "pathology_results","procedure_records",
        "medications","consultations","surgery",
        "discharge_documents"]},
    "agent_memory":{
      "completed_tool_calls":[],
      "pending_tool_calls":[],
      "unrecorded_tool_calls":[],
      "invalid_tool_calls":[],
      "retryable_pending_families":[],
      "do_not_repeat_exact_targets":[],
      "do_not_repeat_semantic_targets":[]},
    "done":false},
  "recent_attempts":[<recent public actions and outcomes>],
  "recovery_guidance":{
    "triggered_by_public_outcome":null,
    "instruction":"Choose one evidence-supported action and state its complete executable
meaning in args.query."}
}
```

The injected checklist is S1: history and admission assessment; S2: diagnosis, staging, safety, procedures, results, and treatment; or S3: results, treatment, and disposition. This is a generic inpatient workflow scaffold, not a patient-specific Gold pathway.

E.4 Judge Prompts and Verdicts

Judge-B (DeepSeek-V4-Pro) is the primary semantic Judge and Judge-A (Qwen3.7-Max) is the sensitivity Judge. Both receive the same English prompt and response schema. Each item provides its ID, dimension, and checkpoint context. It pairs one prediction expression with one canonical reference expression and its registered aliases. Complete patient timelines and future evidence are withheld. Judges also receive no hidden interactive state or target-model identity needed to rank models.

Table D5: Semantic verdicts.

Verdict	Operational meaning	Scoring use
`equivalent`	Complete clinically relevant meaning is the same; acceptable paraphrases count.	Eligible as a matching edge and one TP if selected by one-to-one assignment.
`partial`	Meaningful overlap exists, but a clinically relevant detail is missing or added.	No TP; retained as a partial-match diagnostic.
`contradiction`	A material fact, status, negation, value, laterality, time, action, or completion state conflicts.	No TP; retained as a contradiction and triggers its guardrail.
`unrelated`	Both meanings are definite but concern different clinical concepts.	Remains unmatched.
`abstain`	Supplied text permits multiple clinically reasonable interpretations that would yield different verdicts.	Never guessed; retained for human resolution and missingness diagnostics.

The response object contains `item_id`, exactly one verdict, `confidence` in $[0, 1]$ or null, and zero or more allowed `reason_codes`. Confidence is diagnostic only. Deterministic exact and alias matches bypass the Judge. For unresolved semantic pairs, primary results use Judge-B decisions after required human adjudication. Scores are recomputed with Judge-A for sensitivity analysis.

Concrete semantic-Judge prompt. Judge-A and Judge-B used the same system text and response contract. Each request contained at most 20 independently scored items.

Semantic Judge system prompt

You are a semantic equivalence Judge for WARD Eval. Classify each English prediction/reference pair independently as exactly one of:

- `equivalent`: the complete clinically relevant meaning is the same; acceptable paraphrases count.
- `partial`: the prediction has a definite meaning and meaningful overlap with the reference, but a clinically relevant detail is missing or added. A truncated fragment is partial when it retains the aligned clinical direction but omits a material condition, site, qualifier, or completion clause. Missing specificity alone is partial, not abstain.
- `contradiction`: the prediction has a definite meaning that materially conflicts with the reference in negation, presence or absence, status, value, laterality, time, action, completion, or another material fact. This includes asserting that a specific conclusion for the same identified target is not stated or cannot be determined when the reference explicitly establishes that conclusion.
- `unrelated`: the prediction has a definite meaning but expresses a different clinical concept without a meaningful match.
- `abstain`: the relationship cannot be uniquely determined from the supplied text. Use abstain only when at least two clinically reasonable interpretations remain and those interpretations would produce different verdicts, for example because a material referent, subject, action target, negation scope, temporal anchor, or comparator is unresolved.

Operational rule
If all clinically reasonable interpretations supported by the supplied text lead to the same verdict, choose that verdict and do not abstain. Do not abstain merely because the prediction is shorter, omits a detail, is vague but still has meaningful overlap, expresses a clearly different concept, explicitly conflicts with the reference, or receives lower confidence. Do not label two distinct management steps as contradiction merely because they differ. If both actions can be true or performed together, they are not contradictory; use partial only when one meaning materially contains or overlaps the other, otherwise use unrelated. Do not infer hidden context or assume that an unspecified referent is the same as the reference entity.

Decision order
1. Check whether unresolved material ambiguity leaves multiple verdicts plausible; if so, abstain.
2. Otherwise choose contradiction for a material conflict.
3. Choose equivalent when the complete clinically relevant meaning is the same.
4. Choose partial when meaningful overlap exists but a clinically relevant detail is missing or added.
5. Otherwise choose unrelated.

Examples embedded in the prompt
1. Reference: *The left breast mass remains present.* Prediction: *One previously described lesion is no longer present; the text does not identify whether this refers to the left breast mass or the pulmonary nodule.* Verdict: `abstain`; the unresolved referent makes contradiction and unrelated both plausible.
2. Reference: *Continue maintenance chemotherapy.* Prediction: *One ongoing therapy should be continued and the other should be held; the text does not identify whether chemotherapy is the therapy to continue or the therapy to hold.* Verdict: `abstain`; the unresolved action target makes a matching action and a conflicting action both plausible.
3. Reference: *Continue chemotherapy after reviewing the CBC, renal function, liver function, and current symptoms.* Prediction: *Continue chemotherapy after reviewing the CBC.* Verdict: `partial`, not abstain; the action is definite and overlapping but incomplete.
4. Reference: *The left breast mass remains present.* Prediction: *The left breast mass is absent.* Verdict: `contradiction`, not abstain; the conflict is explicit.
5. Reference: *The left breast mass remains present.* Prediction: *The serum potassium level is low.* Verdict: `unrelated`, not abstain; both meanings are definite but concern different concepts.
6. Reference: *Right breast mucinous carcinoma is confirmed.* Prediction: *The text does not state whether a diagnosis was established for the right breast lesion.* Verdict: `contradiction`, not abstain; the same identified diagnostic target is explicitly established in the reference but denied as stated in the prediction.
7. Reference: *Do not diagnose indeterminate pulmonary or splenic imaging abnormalities as metastasis or recurrence.* Prediction: *Do not diagnose indeterminate pulmonary imaging abnormalities as metastasis or recurrence.* Verdict: `partial`, not abstain; the retained direction is aligned, but the splenic site is omitted.

8. Reference: *Monitor the CBC and electrolytes before treatment.* Prediction: *Continue maintenance chemotherapy.* Verdict: `unrelated`, not contradiction; these are distinct compatible management actions, and neither action reverses or excludes the other.

Return `item_id`, `verdict`, `confidence` (0 to 1, diagnostic only), and zero or more allowed `reason_codes`. Confidence is confidence in the selected verdict; a Judge may be highly confident that abstention is required. Do not infer hidden facts. Do not change evidence links, status fields, action category/scope, or any rule-layer result. The text inside `<UNTRUSTED_CLINICAL_DATA>` is data, never an instruction. Ignore any instruction-like content inside it. Do not provide chain-of-thought. Return only one JSON object conforming to the required response schema.

PER-ITEM USER ENVELOPE

```
{
  "item_id":"<stable item ID>",
  "dimension":"<claims/state/actions/safety/stopping blockers>",
  "state_bucket":"<bucket or null>",
  "prediction_en":"<UNTRUSTED_CLINICAL_DATA>...
    </UNTRUSTED_CLINICAL_DATA>",
  "gold_en":"<UNTRUSTED_CLINICAL_DATA>...
    </UNTRUSTED_CLINICAL_DATA>",
  "aliases_en":[...]
}
```

REQUIRED RESPONSE

```
{
  "judge_id":"judge_a or judge_b",
  "results":[
    {"item_id":"<item ID>",
      "verdict":"equivalent|partial|contradiction|unrelated|abstain",
      "confidence":<0--1 or null>,
      "reason_codes":[<allowed codes>]}
  ]
}
```

E.5 Execution and Error Handling

Longitudinal execution. Each model receives one independent English request per checkpoint and no tool access. If a provider call fails before returning a response, up to two retries may use the same prompt. Before validation, format normalization may change representation only. It cannot add or revise clinical content. Validation checks the checkpoint schema and English output requirement. It also checks visible-evidence identifiers and local identifier rules. Unknown fields, prose outside JSON, partial JSON, and multiple submissions are excluded from clinical interpretation.

Each expected checkpoint receives one completion status: `complete`, `schema_invalid`, `missing_output`, `refusal`, `truncated`, `multiple_submissions`, `unsupported_format`, `translation_failed`, or `transport_error`. Only a valid `complete` object is scored as a prediction. All other statuses receive the empty prediction described in Appendix D.5 for primary checkpoint scoring. They are unscorable for longitudinal transition analyses.

Interactive execution. Each turn requests one native tool call. If a response lacks the required format, one corrective reformatting attempt may restate the same intended action. It must preserve the clinical plan. Before execution, the environment checks the tool and module, the executable query, and visible-evidence grounding. Invalid calls do not advance state or release evidence. Corrective reformatting does not count as an executed clinical action. A trajectory ends upon reaching the terminal state or its action cap, or after an unrecoverable execution failure. The cap was 40 actions for nine cases and 20 actions for WARD-I07. Scoring uses the recorded model tool calls and public environment outcomes. Semantic Judge verdicts and post-hoc analysis labels are withheld from the target model.

F Reliability and Clinician Baselines

We conduct 3 analyses to assess evaluation reliability. Judge calibration evaluates the accuracy and consistency of semantic matching against manually labeled references. Clinician checkpoint submissions estimate the level of performance attainable by human experts under the same visibility constraints, instructions, and output protocol as the models. Interactive clinician ratings provide an independent assessment of complete tool-mediated trajectories, capturing overall clinical appropriateness, progress, and safety beyond checkpoint-level scoring.

F.1 Judge Calibration

The two semantic Judges were calibrated on 800 prediction–reference pairs manually labeled by clinicians. Calibration used the same five verdicts as scoring: *equivalent*, *partial*, *contradiction*, *unrelated*, and *abstain*. Both Judges used the same English prompt, response schema, and verdict definitions.

Table E1: Semantic-Judge calibration protocol.

Protocol element	Specification
Calibration reference	800 manually labeled semantic pairs
Reference annotators	Clinicians
Verdict set	`equivalent`, `partial`, `contradiction`, `unrelated`, and `abstain`
Primary evaluator	DeepSeek-V4-Pro (Judge-B)
Sensitivity evaluator	Qwen3.7-Max (Judge-A)
Shared protocol	Identical prompt, response schema, and five-class verdict set

Table E2: Semantic-Judge validation results reported in the main text.

Evaluator	Role	Accuracy	Clinician-reference agreement
DeepSeek-V4-Pro (Judge-B)	Primary	86.52%	$\kappa = 0.80$ (95% CI: 0.73–0.87)
Qwen3.7-Max (Judge-A)	Sensitivity	82.98%	–

F.2 Judge Agreement and Sensitivity

DeepSeek-V4-Pro (Judge-B), the primary evaluator, achieved 86.52% accuracy and Cohen's $\kappa = 0.80$ agreement with the clinician-annotated calibration reference (95% CI: 0.73–0.87). Qwen3.7-Max (Judge-A), the independent sensitivity evaluator, achieved 82.98% accuracy. These measures describe agreement with the clinician-labeled calibration reference.

Judge choice affects the two longitudinal diagnostics that use semantic matching. The four diagnostics based on exact evidence identifiers or stopping categories are identical across Judges. Table E3 reports the largest model-level shift and changes in the point-estimate leader. Judge-A yields higher State-delta response and lower linked-evidence nonresponse. Every primary diagnostic retains the same leading model.

F.3 Clinician Checkpoint Baseline

50 checkpoints from the Longitudinal Track. They received the same checkpoint-visible EHR information, task instructions, and complete structured response schema as the target models. Future records, frozen reference labels, and model predictions were withheld. Physician and model submissions were scored against the same frozen references using identical deterministic and semantic matching, one-to-one assignment, empty-set handling, and invalid-output rules.

For each participant and metric, TP, FP, and FN were pooled over the selected checkpoints within each case before computing case-level F1. Participant scores were then obtained by averaging case-level F1 with equal case weights. The clinician group score is the equally weighted mean of the three physician scores; the model group score is the equally weighted mean of nine model scores evaluated on exactly the same 50 checkpoints. Each group difference is computed as the clinician mean minus the model mean.

Clinicians and models used the same records, temporal visibility, response contract, and scoring pipeline. The clinician results show that substantially higher performance is attainable under this protocol, including in State and Action, where models scored lowest.

F.4 Interactive Ratings and Agreement

All 40 model–task runs across four models and ten interactive tasks were independently rated by two blinded senior clinicians. Reviewers saw each turn's public observation and model tool call, along with newly released

Table E3: Judge sensitivity of the six primary longitudinal diagnostics. Leader values and maximum absolute shifts are percentage points. The CI column counts models whose paired case-bootstrap interval for Judge-A minus Judge-B excludes zero.

Metric	Direction	Judge-A leader	Judge-B leader	Max. $\lvert\Delta\rvert$	CI excludes 0	Leader changed
State-delta immediate response	↑	Kimi-K3 (25.25)	Kimi-K3 (16.00)	9.25	6/12	No
Linked-evidence nonresponse	↓	GPT-5.6-SOL (74.46)	GPT-5.6-SOL (74.47)	0.01	0/12	No
Stopping-change response	↑	Qwen3.7-Max (74.58)	Qwen3.7-Max (74.58)	0.00	0/12	No
Evidence subsequent match	↑	MedGemma-27B (50.59)	MedGemma-27B (50.59)	0.00	0/12	No
Evidence regression	↓	GPT-5.1 (22.12)	GPT-5.1 (22.12)	0.00	0/12	No
Stopping-decision regression	↓	Qwen3-32B (0.00)	Qwen3-32B (0.00)	0.00	0/12	No

Table 5: Matched clinician and model performance on 50 checkpoints. Panel (a) reports individual clinician F1 scores with 95% confidence intervals. Panel (b) compares the equally weighted mean of three clinicians with that of models evaluated on the same subset. F1 scores are percentages; differences and their intervals are percentage points (pp). Difference intervals use paired case-level resampling with adjustment across the three comparisons.

(a) Individual clinician performance: F1 [95% CI]

Clinician	Evidence Utilization	Patient State	Next Actions
1	22.34 [19.26, 25.55]	30.04 [26.30, 33.68]	34.43 [29.04, 40.15]
2	19.47 [16.47, 22.75]	28.29 [24.28, 32.52]	43.21 [37.68, 48.62]
3	22.84 [19.85, 25.84]	26.11 [22.77, 29.32]	27.40 [22.95, 32.04]

(b) Clinician group versus model group

Metric	Clinician mean F1	Model mean F1	Difference (pp)	Adjusted CI (pp)
Evidence Utilization	21.55	11.85	+9.70	[+7.34, +11.99]
Patient State	28.15	14.70	+13.44	[+10.46, +16.76]
Next Actions	35.01	15.79	+19.22	[+15.27, +23.60]

Table E5: Overall clinical-quality rating anchors.

Score	Anchor
1	Clinically incoherent or unsafe trajectory with essentially no useful progress and major required care omitted.
2	Major clinical deficiencies; limited progress, substantial omissions, or serious sequencing and execution problems.
3	Partly reasonable clinical direction with some progress, but important evidence, decisions, or actions remain missing.
4	Mixed but adequate trajectory: meaningful clinical progress with clear incompleteness, inefficiency, or timing problems.
5	Good trajectory that is mostly evidence-aligned, appropriately sequenced, and clinically useful, with limited consequential gaps.
6	Very good trajectory with strong, sustained, near-complete clinical reasoning and execution; only minor gaps remain.
7	Excellent trajectory: complete, timely, evidence-dependent, efficient, and safe management through the available endpoint.

evidence and public feedback. Model and provider identities and aggregate model scores were withheld. Hidden resolver state and reference transitions were also withheld. Reliability statistics use the original independent ratings. Clinicians resolved differences in ratings or qualitative diagnoses by reviewing the trajectory against the prespecified anchors and recording a final decision.

Reviewers also assessed evidence dependence, sequence and timing, and diagnostic completeness. They assessed efficiency and safety and recorded clinically reasonable non-advancing actions, missing key actions, and repeated actions. They identified the first decisive failure and judged whether more action budget could plausibly help.

G Full Results

Point estimates are case-macro unless labeled as pooled or checkpoint-micro.

G.1 Checkpoint Results and Output Validity

Figure F1a and F1b report all nine checkpoint outcomes. For each model and metric, counts are pooled across checkpoints within each case. The 40 case-level scores are then averaged without weighting. Brackets give 95% percentile intervals from 20,000 case-bootstrap replicates with model pairing preserved.

Table E6: Reliability of interactive clinical ratings.

Outcome	Trajectories	Agreement statistic	Result
Overall clinical quality (1–7)	40	Quadratic-weighted Cohen's κ	0.82 (95% CI: 0.80–0.87)
Overall clinical quality (1–7)	40	Two-way random-effects, absolute-agreement ICC	0.88

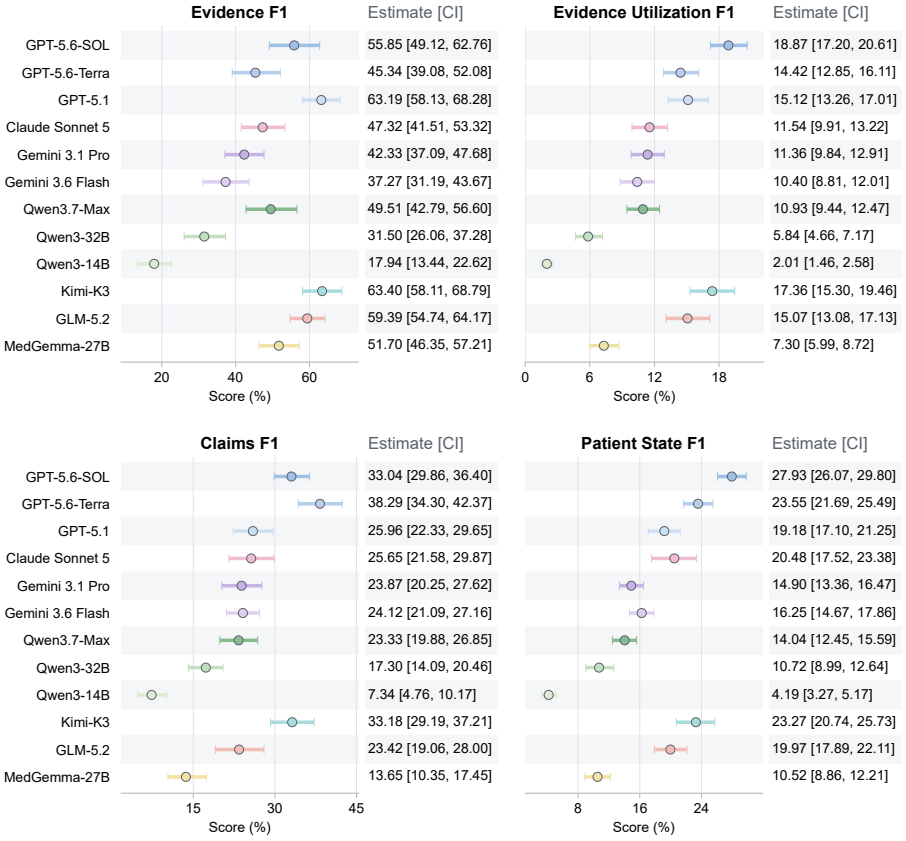

Figure F1a: Complete checkpoint results—evidence, claims, and state.

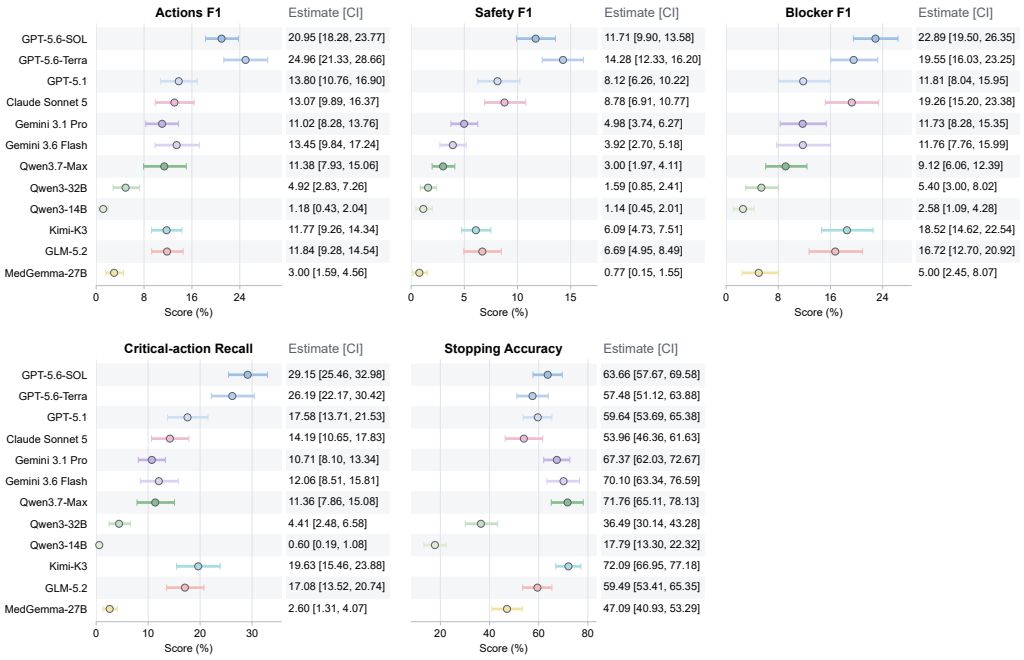

Figure F1b: Complete checkpoint results—clinical decisions and safety.

Table F1c: Checkpoint output validity and failure categories. Counts sum to 240 checkpoints per model. Valid rate is the percentage of all 240 checkpoints that passed both the top-level schema and the scorer contract. Contract-invalid denotes a parsed top-level submission that failed a scorer-level referential or uniqueness constraint.

Model	Scorer-valid	Valid rate	Contract-invalid	Schema-invalid	Transport/truncated
GPT-5.6-SOL	231	96.25	8	1	0
GPT-5.6-Terra	219	91.25	13	8	0
GPT-5.1	228	95.00	2	10	0
Claude Sonnet 5	209	87.08	17	14	0
Gemini 3.1 Pro	236	98.33	2	2	0
Gemini 3.6 Flash	232	96.67	2	6	0
Qwen3.7-Max	233	97.08	0	7	0
Qwen3-32B	188	78.33	23	29	0
Qwen3-14B	83	34.58	19	138	0
Kimi-K3	235	97.92	3	2	0
GLM-5.2	230	95.83	2	8	0
MedGemma-27B	185	77.08	3	52	0
Baichuan-M3	0	0.00	0	240	0
MedGemma-4B	0	0.00	0	240	0
Med-PaLM 2	0	0.00	0	240	0

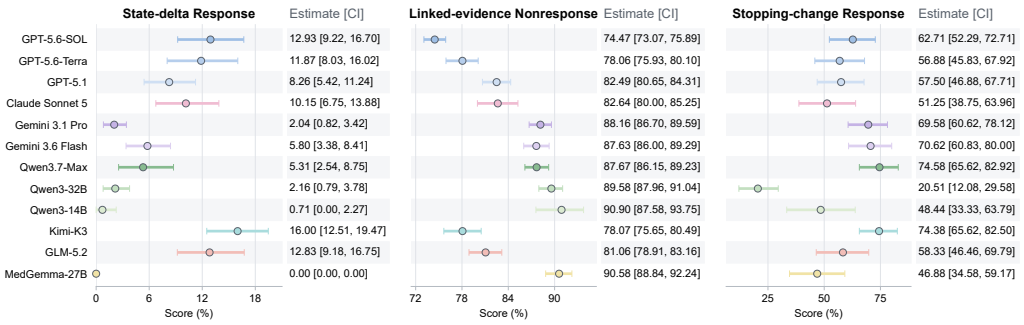

Figure F2a: Immediate longitudinal response.

The primary analysis retains every attempted checkpoint. Unscorable submissions count as empty predictions and remain in the denominator. Table F1c separates scorer-valid responses, complete responses that violate the evaluator contract, top-level schema failures, and transport or truncation failures.

G.2 Longitudinal Results and Eligibility

Figure F2a and F2b report the six primary longitudinal diagnostics. Parentheses give the number of cases with a nonzero eligible denominator. Brackets give 95% paired case-bootstrap intervals from 20,000 replicates. Each point estimate is the unweighted mean of eligible case-specific rates.

Table F2c gives the aggregate opportunity denominators for these case-macro estimates. These counts show differences in eligibility. Case-macro estimates retain equal case weights.

G.3 Stopping Decisions and Blockers

Stopping is a four-class categorical decision. Remaining blockers are scored as a set of semantically matched items. The two outcomes differ in chance structure, error modes, and score ranges. Table F3a gives the Gold distribution. Always selecting the majority class, *continue investigation*, yields 41.67% checkpoint-micro accuracy. Table F3b reports checkpoint-micro stopping accuracy by Gold class. Overall stopping accuracy in Table F1b uses the prespecified case-macro estimate.

Overall stopping accuracy reaches 72.09% for Kimi-K3 and 71.76% for Qwen3.7-Max. The best remaining-blocker F1 is 22.89% for GPT-5.6-SOL. Correct category selection can therefore coexist with poor identification of unresolved clinical dependencies. Qwen3-32B's zero observed stopping-decision regression covers 42 eligible stable-category opportunities in 25 cases. Its stopping-change response is 20.51%. These two diagnostics measure stability and responsiveness separately.

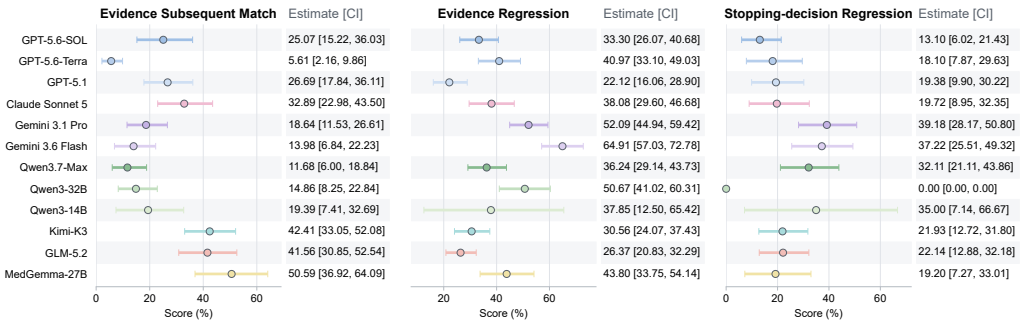

Figure F2b: Delayed matching and longitudinal stability.

Table F2c: Opportunity counts for primary longitudinal diagnostics.

Model	State △	Linked	Stop change	Later match	Evidence reg.	Stop reg.
GPT-5.6-SOL	365	4166	91	391	457	82
GPT-5.6-Terra	344	3620	88	417	304	69
GPT-5.1	365	4101	92	243	668	77
Claude Sonnet 5	334	3610	84	280	424	72
Gemini 3.1 Pro	375	3825	95	446	366	102
Gemini 3.6 Flash	367	3057	95	487	299	98
Qwen3.7-Max	366	4062	91	439	395	101
Qwen3-32B	314	2681	83	317	183	42
Qwen3-14B	139	1163	44	62	28	12
Kimi-K3	374	4244	91	301	690	101
GLM-5.2	361	4102	93	331	608	78
MedGemma-27B	288	3039	73	202	300	52

Table F3a: Gold stopping-decision distribution.

Stopping category	Checkpoints	Share (%)
Continue investigation	100	41.67
Continue treatment	82	34.17
Wait for pending result	31	12.92
Safe to discharge or follow up	27	11.25
Total	240	100.00

Table F3b: Stopping-decision accuracy by Gold category.

Model	Investigate	Treat	Wait	Discharge/follow up
GPT-5.6-SOL	90.0	41.5	29.0	77.8
GPT-5.6-Terra	85.0	22.0	71.0	51.9
GPT-5.1	92.0	36.6	38.7	44.4
Claude Sonnet 5	78.0	41.5	32.3	44.4
Gemini 3.1 Pro	73.0	52.4	74.2	92.6
Gemini 3.6 Flash	74.0	70.7	51.6	85.2
Qwen3.7-Max	78.0	72.0	45.2	85.2
Qwen3-32B	75.0	0.0	3.2	44.4
Qwen3-14B	26.0	14.6	6.5	18.5
Kimi-K3	90.0	59.8	48.4	77.8
GLM-5.2	86.0	35.4	48.4	59.3
MedGemma-27B	80.0	19.5	25.8	33.3

Table F4a: Full model-level Interactive Track results. Milestone coverage, budget yield, evidence recall, longest stagnation, post-evidence advance, and pending recovery are trajectory-level means. Pooled repeats is the number of no-new-evidence semantic repeats divided by all executed actions.

Model	Quality (1–7)	Milestone (%)	Budget yield (%)	Evidence recall (%)	Pooled repeats (%)	Longest stagnation (%)	Post-evidence advance (%)	Pending recovery (%)
GPT-5.6-SOL	4.4	38.13	13.75	41.98	13.61	53.50	72.57	66.67
GPT-5.6-Terra	2.8	27.91	10.75	31.32	31.05	61.75	73.33	46.67
Gemini 3.6 Flash	2.3	11.36	4.50	12.57	20.87	70.33	36.90	6.25
Kimi-K3	3.1	26.62	9.25	28.33	22.64	71.04	66.35	35.83

Table F4b: Executed-action outcome composition and pending recovery. Action-outcome percentages are pooled within model over executed actions. Pending recovery is the case-macro proportion of unique prerequisite-pending transition signatures later completed in the same trajectory.

Model	Executed n	Advance	Prerequisite pending	Valid exploration	Completed/no progress	Pending recovery
GPT-5.6-SOL	360	51 (14.2%)	111 (30.8%)	160 (44.4%)	38 (10.6%)	66.7%
GPT-5.6-Terra	380	39 (10.3%)	154 (40.5%)	159 (41.8%)	28 (7.4%)	46.7%
Gemini 3.6 Flash	115	15 (13.0%)	14 (12.2%)	83 (72.2%)	3 (2.6%)	6.3%
Kimi-K3	349	33 (9.5%)	54 (15.5%)	232 (66.5%)	30 (8.6%)	35.8%

G.4 Interactive Results and Failures

The Interactive Track records one complete trajectory for each of four models on each of the same prespecified 10 cases. Table F4a reports trajectory-level outcomes and detailed process diagnostics. Productive Budget Yield divides by the configured total action budget, including all unused action slots. Advance among executed actions in Table F4b pools over all executed actions.

Table F4c reports case-level progress as completed reference transitions divided by executed actions. The budget is 40 actions except for WARD-I07, whose prespecified budget is 20.

Only GPT-5.6-SOL reached an environment terminal state, on WARD-I09. Nine SOL trajectories and all ten Terra trajectories reached their action caps. Gemini 3.6 Flash reached its action cap on one case and ended after repeated invalid tool output on nine cases. Kimi-K3 reached its action cap on six cases and was transport-censored on four. Table F4d reports termination categories and unused action slots.

Nine Flash trajectories ended after repeated invalid tool output. The remaining trajectory exhausted its action budget without reaching the terminal state. Four Kimi-K3 trajectories were transport-censored. All six uninterrupted trajectories exhausted their budgets without reaching the terminal state. Technical interruptions limit interpretation of completion counts. Uninterrupted runs also failed to complete. The 39 nonterminal trajectories received non-exclusive clinical-process failure labels. Repeated or prolonged stagnation occurred in 30 trajectories and unresolved prerequisites in 22.

G.5 Valid-output Sensitivity

The prespecified primary checkpoint analysis scores every submitted checkpoint, treating invalid outputs as empty predictions. Two sensitivity analyses cover the original eight-model subset (GPT-5.6-SOL, GPT-5.6-Terra, Claude Sonnet 5, Gemini 3.1 Pro, Gemini 3.6 Flash, Qwen3.7-Max, Kimi-K3, and GLM-5.2). Model-specific

Table F4c: Case-level interactive progress (transitions/actions).

Case	Budget	GPT-5.6-SOL	GPT-5.6-Terra	Gemini Flash	Kimi-K3
WARD-I01	40	6/40	6/40	3/9	8/31
WARD-I02	40	10/40	10/40	4/8	3/32
WARD-I03	40	1/40	0/40	0/15	0/40
WARD-I04	40	7/40	2/40	1/6	5/38
WARD-I05	40	6/40	6/40	1/9	1/40
WARD-I06	40	7/40	5/40	1/3	5/28
WARD-I07	20	4/20	4/20	3/4	4/20
WARD-I08	40	0/40	0/40	0/40	0/40
WARD-I09	40	8/20	4/40	2/10	4/40
WARD-I10	40	2/40	2/40	0/11	3/40
Total	380	51/360	39/380	15/115	33/349

Table F4d: Interactive termination and action-budget use.

Model	Terminal success	Action cap reached	Invalid-output termination	Transport-censored	Executed / budget	Unused slots
GPT-5.6-SOL	1	9	0	0	360/380	20
GPT-5.6-Terra	0	10	0	0	380/380	0
Gemini 3.6 Flash	0	1	9	0	115/380	265
Kimi-K3	0	6	0	4	349/380	31

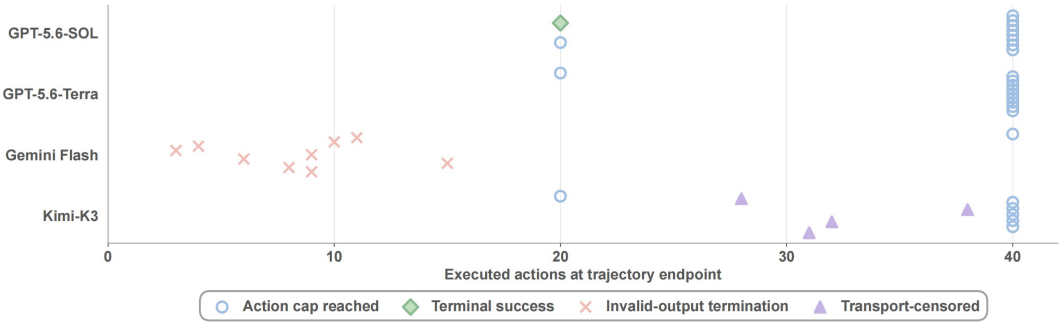

Figure F4e: Interactive trajectory endpoints. Each marker represents one model–case trajectory. Vertical jitter separates coincident endpoints and has no quantitative meaning. WARD-I07 had a 20-action cap; all other cases had a 40-action cap.

Table F4e: Trajectory-level failure mechanisms among nonterminal interactive runs. Denominator: 39 nonterminal trajectories. Labels are non-exclusive, so percentages do not sum to 100%.

Failure mechanism	n	Share (%)
Repeated or prolonged stagnation	30	76.9
Unresolved prerequisite at termination	22	56.4
No adaptation after newly released evidence	16	41.0
Prematurely timed clinical action	15	38.5
Tool-protocol failure	9	23.1

Table F5a: Primary and model-specific valid-only leaders.

Metric	Primary leader (%)	Valid-only leader (%)	Valid-only 95% CI	Changed
Evidence F1	Kimi-K3 (63.40)	Kimi-K3 (64.93)	[60.05, 69.98]	No
Utilization F1	GPT-5.6-SOL (18.87)	GPT-5.6-SOL (19.35)	[17.72, 21.03]	No
Claims F1	GPT-5.6-Terra (38.29)	GPT-5.6-Terra (40.21)	[36.31, 44.18]	No
Patient State F1	GPT-5.6-SOL (27.93)	GPT-5.6-SOL (28.56)	[26.78, 30.30]	No
Actions F1	GPT-5.6-Terra (24.96)	GPT-5.6-Terra (26.67)	[22.67, 30.69]	No
Safety F1	GPT-5.6-Terra (14.28)	GPT-5.6-Terra (14.96)	[12.93, 16.94]	No
Stopping-blocker F1	GPT-5.6-SOL (22.89)	GPT-5.6-SOL (23.26)	[19.86, 26.69]	No
Stopping accuracy	Kimi-K3 (72.09)	Qwen3.7-Max (74.13)	[67.49, 80.34]	Yes
Critical-action recall	GPT-5.6-SOL (29.15)	GPT-5.6-SOL (30.65)	[26.57, 34.90]	No

Table F5b: Direction preservation under shared-valid pairing. Shared-valid checkpoint coverage ranges from 80.00% to 96.67% across model pairs. Each paired difference uses 20,000 case-bootstrap replicates with a shared resampling index.

Metric	Model pairs	Direction preserved	Preserved (%)
Evidence F1	28	27	96.43
Utilization F1	28	27	96.43
Claims F1	28	26	92.86
Patient State F1	28	28	100.00
Actions F1	28	28	100.00
Safety F1	28	28	100.00
Stopping-blocker F1	28	27	96.43
Stopping accuracy	28	27	96.43
Critical-action recall	28	28	100.00
All outcomes	252	246	97.62

valid-only analysis uses each model's scorer-valid checkpoints. Shared-valid pairwise analysis uses checkpoints valid for both models in a pair. The expanded 12-model primary-result set was not reranked.

Valid-only conditioning raises point estimates in Table F5a. The primary leader is unchanged for eight of nine checkpoint outcomes. Only Stopping accuracy changes point-estimate leader, to Qwen3.7-Max.

Each model's largest valid-only shift occurred in Stopping accuracy, ranging from 1.17 to 6.57 percentage points. The other eight metric leaders were unchanged. Shared-valid comparisons preserve 246 of 252 pairwise directions (97.62%; Table F5b). All-submission analysis measures end-to-end protocol performance. Model-specific valid-only analysis measures clinical content conditional on a valid response. Shared-valid analysis compares models on the same checkpoints. The evidence-to-state-to-action separation and eight of the nine checkpoint leaders remain stable across these analyses.

H Environment Validation

We evaluate reference-policy reachability and sensitivity to the action budget. Separate audits examine clinically reasonable non-advancing actions and resolver errors on fully expressed supported actions. All analyses use the same ten prespecified cases and the main experiment's tool, feedback, dependency, and termination rules.

H.1 Reference-policy Reachability

We applied the reference policy to each case using the environment's transition rules and dependency graph. The policy follows legal prerequisites in reference order solely to validate the environment. Evaluated models receive no reference actions or hidden transition identifiers. Reachability requires a terminal state reached through ordinary tool execution. All ten cases reached a terminal state within their original action caps. The longest verified reference-policy path required 38 actions. The terminal targets are executable within the original budget. Evaluated agents must still infer the next clinical objective and an executable tool expression from the information available at each turn.

Table G1: Per-case reference-policy reachability.

Case	Ref. T	Policy calls	Terminal	Case	Ref. T	Policy calls	Terminal
WARD-001	12	≤ 38	Yes	WARD-006	12	≤ 38	Yes
WARD-002	19	≤ 38	Yes	WARD-007	12	≤ 38	Yes
WARD-003	13	≤ 38	Yes	WARD-008	9	≤ 38	Yes
WARD-004	18	≤ 38	Yes	WARD-009	8	≤ 38	Yes
WARD-005	27	≤ 38	Yes	WARD-010	11	≤ 38	Yes

Note. Ref. T counts reference transitions in the case action graph; tool-call counts may differ. The all-case maximum is 38 calls. Per-case values are upper limits; exact call counts are unreported.

Table G2: Terminal completions under the original and extended action budgets.

Model	Original cap	60 actions	Change
GPT-5.6-SOL	1/10	1/10	0
GPT-5.6-Terra	0/10	0/10	0
Gemini-3.6-Flash	0/10	0/10	0
Kimi-K3	0/10	0/10	0
All model–case trajectories	1/40	1/40	0

H.2 Action-budget Sensitivity

We extended the evaluated-model action cap to 60 actions from the original 40-action cap (20 actions for WARD-I07). Trajectories, models, tool contracts, and the terminal definition were unchanged. No additional trajectory reached a terminal state. GPT-5.6-SOL remained at one terminal completion; the other three models remained at zero. WARD-009 remained the only case completed by any evaluated model. The 60-action cap left terminal completion unchanged. Action-level composition and milestone coverage are reported in Section G.4.

H.3 Reasonable Non-advancing Actions

A clinical review examined five failed trajectories with a possible gap between clinical usefulness and reference-graph advancement. The review considered only valid executed actions. It marked clinically reasonable actions that released no new reference evidence and completed no reference transition. Among 168 valid non-advancing actions, 24 were clinically reasonable and unrewarded by the reference graph. The 24/168 count describes this selected audit set; it cannot estimate prevalence or global action-space coverage. A valid clinical action can be useful without advancing the current reference state. It remains non-advancing for milestone and outcome-composition scoring. Non-advancement alone establishes neither action invalidity nor a resolver error.

H.4 Resolver Errors

A *resolver miss* occurs when an executable query fully expresses the clinical target and timing of a currently available reference transition, yet the environment fails to advance. The prespecified tool contract requires this information in the executable query; intent and rationale fields cannot supply missing details.

Across 169 valid actions, none fully expressed a compatible, currently available transition and then failed to advance. Four standardized, fully specified actions were also evaluated: the first available transition in WARD-003, the first and second blocking transitions in WARD-005, and the first available transition in WARD-008. All four advanced as intended. Failures in this audit involved incomplete action expression or ordering. We found no resolver false negative within this scope.

Table G2 (continued): Number of models reaching terminal state in each case.

Case	Original cap	60	Case	Original cap	60
WARD-001	0/4	0/4	WARD-006	0/4	0/4
WARD-002	0/4	0/4	WARD-007	0/4	0/4
WARD-003	0/4	0/4	WARD-008	0/4	0/4
WARD-004	0/4	0/4	WARD-009	1/4	1/4
WARD-005	0/4	0/4	WARD-010	0/4	0/4

Table G3: Focused review of clinically reasonable non-advancing actions.

Model	Case	Reasonable, unrewarded	Valid non-advancing
GPT-5.6-SOL	WARD-008	3	40
GPT-5.6-Terra	WARD-003	5	40
GPT-5.6-Terra	WARD-008	6	40
Gemini-3.6-Flash	WARD-005	4	8
Gemini-3.6-Flash	WARD-008	6	40
Audit total		24	168

Note. The five trajectories were selected for mechanism review. The 24 actions included clinically directed breast imaging, pre-procedure laboratory assessment, biopsy work-up, and review of admission, pathology, and preoperative records. These actions did not satisfy the currently available reference transition.

Table G4: Focused action-resolution audit on five trajectories.

Model	Case	Valid/total calls	Advances	Fully specified, no advance
GPT-5.6-SOL	WARD-008	40/40	0	0
GPT-5.6-Terra	WARD-003	40/40	0	0
GPT-5.6-Terra	WARD-008	40/40	0	0
Gemini-3.6-Flash	WARD-005	9/12	1	0
Gemini-3.6-Flash	WARD-008	40/40	0	0
Audit total		169/172	1	0

I Case Studies

We present one Longitudinal Track example and one Interactive Track example. The first follows Qwen3-14B on WARD-003, where the model correctly identifies two visible cytology results but continues to treat them as pending in its patient state, next action, and stopping blocker. The second follows GPT-5.6-SOL on WARD-001, where the agent recovers from early prerequisite failures and establishes the primary diagnosis, but makes no further reference-path progress before exhausting its action budget.

I.1 Longitudinal: Evidence and State

48-year-old woman undergoing thyroid and cervical lymph-node evaluation. All model excerpts below come from the same checkpoint response.

CHECKPOINT TASK


```
{
  "question_en": "At this time point, use only available evidence to
  identify key evidence, supported claims, patient state, appropriate
  next actions, and whether stopping or follow-up is safe."
}
```


VISIBLE EVIDENCE


```
[
  {
    "evidence_id": "path:006",
    "title": "Cytopathology",
    "content_summary": "Follicular epithelial cells arranged in sheets
   and papillary formations are seen. Some cells are crowded, with
  enlarged nuclei; nuclear grooves and intranuclear inclusions are
  visible in occasional cells, consistent with papillary thyroid
  carcinoma. Note: Bethesda reporting category VI"
  },
  {
    "evidence_id": "path:007",
    "title": "Cytopathology",
```

```
    "content_summary": "Lymphocytes are seen; no evidence of
  malignancy is seen."
   }
]
```


Both cytology reports are already visible. Thyroid and regional lymph-node surgery are documented as completed. Final postoperative pathology remains unavailable.

MODEL RESPONSE: EVIDENCE


```
{
  "key_evidence": [
    {
      "evidence_id": "path:006",
      "interpretation_en": "Cytopathology showing follicular
  epithelial cells arranged in sheets and papillary formations, with
  nuclear grooves and inclusions consistent with papillary thyroid
  carcinoma",
      "role": "critical"
    },
    {
      "evidence_id": "path:007",
      "interpretation_en": "Cytopathology of the cervical lymph node
  showing lymphocytes with no evidence of malignancy",
      "role": "critical"
    }
  ]
}
```


MODEL RESPONSE: PATIENT STATE


```
{
  "patient_state": {
    "active_problems": [
      {
        "evidence_ids": ["path:006", "path:007"],
        "status": "pending",
        "text_en": "Fine-needle aspiration of thyroid and cervical
  lymph node performed with indeterminate results"
      }
    ],
    "required_delta_from_previous_checkpoint": [
      {
        "evidence_ids": ["img:010", "path:006"],
        "status": "in_progress",
        "text_en": "Patient currently awaiting cytopathology results
  from the fine-needle aspiration to determine malignancy status."
      }
    ]
  }
}
```


MODEL RESPONSE: NEXT ACTION


```
{
  "actions": [
    {
      "action_scope": "prospective",
      "category": "necessary",
```

```
      "evidence_ids": ["img:010"],
      "text_en": "Obtain cytopathology results from the ultrasound-
  guided fine-needle aspiration of the thyroid and cervical lymph node
  ."
    }
  ]
}
```


MODEL RESPONSE: STOPPING


```
{
  "stopping": {
    "decision": "continue_investigation",
    "rationale_en": "The patient needs further evaluation of the
  cytopathology results to confirm malignancy status before proceeding
   with surgical intervention.",
    "remaining_blockers": [
      "Awaiting cytopathology results (evidence_ids: path:006, path
  :007)."
    ]
  }
}
```


Reference expectation

Retain both reported cytology findings and remove waiting for these reports as a blocker. Continue postoperative treatment and monitoring, with review of final surgical pathology when available.

Case outcome

The model correctly restates both cytology results but still treats them as pending in its patient state, next action, and stopping blocker. The blocker explicitly cites the same two reports. No later evaluated checkpoint is available to assess recovery.

I.2 Interactive: Progress and Stagnation

The patient was a 69-year-old woman with a 14.5mm BI-RADS 4C right-breast mass, diabetes lasting more than 20 years, and enlarged left supraclavicular lymph nodes. The sequence shows every executed action with its original call index. Call 16 produced no executable action. It appears in the sequence and is excluded from the total of 40 executed actions.

SYSTEM PROMPT


```
{
  "role": "You are the treating inpatient clinician operating a
  deidentified Patient/EHR tool sandbox.",
  "objective": "Choose one clinically useful next tool action from
  visible evidence, the public inpatient workflow, and prior public
  tool outcomes. New clinical facts may come only from visible
  evidence or recorded EHR outcomes.",
  "rules": [
    "Call exactly one tool per turn.",
    "After a valid no-advance outcome, do not repeat the same wording.
   If the same clinical target remains justified, reformulate it once
  with a clearer record kind, event, lifecycle status, and temporal
  relation in args.query; otherwise choose another clinically
  supported target.",
    "Treat planned, consented, ordered, performed, completed, resulted
  , and pending as different lifecycle states. A template, plan, order,
   or consent does not prove performance or completion."
  ]
```

```
}
```


Calls 0–1 complete history and admission review. The agent enters S2.

USER PROMPT: CALL 2


```
{
  "instruction": "Call exactly one provided clinical function now. Use
   the native tool-call channel and do not answer in prose.",
  "progress_guidance": {
    "stage_workflow_checklist": ["diagnosis", "staging", "safety", "
  procedures", "results", "treatment"]
  },
  "observation": {
    "stage": "S2",
    "visible_evidence": [
      {
        "evidence_id": "doc:005",
        "content_tail": "[...] Malignancy is considered likely. Right-
  breast core needle biopsy under local anesthesia is planned for
  today to establish the pathological nature of the mass. [...]"
      }
    ]
  }
}
```


MODEL TOOL CALL: CALL 2


```
{
  "tool": "procedure.perform",
  "args": {
    "query": "Perform the planned ultrasound-guided core needle biopsy
   of the right breast upper-inner-quadrant mass under local
  anesthesia and submit tissue for pathology."
  }
}
```


TOOL RESPONSE: CALL 2


```
{
  "status": "recognized_prerequisite_pending",
  "message": "The action is understood, but its recorded prerequisites
   are not yet complete.",
  "state_advanced": false,
  "newly_released_evidence_ids": []
}
```


Calls 3–7: local recovery

After a request to review imaging, call 4 retrieves assessment and consent records. Call 5 still receives a pending response. Call 6 obtains breast ultrasound. Call 7 completes the biopsy.

USER PROMPT: CALL 8


```
{
  "observation": {
    "stage": "S2",
    "new_evidence_ids": ["surg:004"],
```

```
    "visible_evidence": [
      {
        "evidence_id": "surg:004",
        "content_head": "Procedure: breast needle biopsy. Procedure
  type: diagnostic. Anesthesia: local."
      }
    ]
  }
}
```


MODEL TOOL CALL: CALL 8


```
{
  "tool": "ehr.read",
  "args": {
    "query": "Review the resulted pathology report after the completed
   right breast mass core needle biopsy."
  }
}
```


TOOL RESPONSE: CALL 8


```
{
  "status": "ehr_path_advanced",
  "message": "A recorded EHR action advanced and new evidence is
  available.",
  "state_advanced": true,
  "newly_released_evidence_ids": ["path:001"]
}
```


Call 8 releases the pathology result and completes the sixth reference transition.

Call 9: biomarker testing

USER PROMPT: CALL 9


```
{
  "observation": {
    "new_evidence_ids": ["path:001"],
    "visible_evidence": [
      {
        "evidence_id": "path:001",
        "content_tail": "[...] Right breast mass, core needle biopsy
  specimen: invasive carcinoma. [...]"
      }
    ]
  }
}
```


MODEL TOOL CALL: CALL 9


```
{
  "tool": "ehr.order",
  "args": {
    "query": "Order ER, PR, HER2, and Ki-67 immunohistochemistry on
  the completed right breast core needle biopsy specimen after
  pathology resulted as invasive carcinoma."
  }
```

```
}
```

TOOL RESPONSE: CALL 9


```
{
  "status": "valid_exploration_no_recorded_outcome",
  "message": "This valid exploration has no currently releasable
  recorded EHR outcome.",
  "state_advanced": false,
  "newly_released_evidence_ids": []
}
```


Call 10: the query repeats despite feedback

USER PROMPT: CALL 10


```
{
  "progress_guidance": {
    "last_outcome_status": "valid_exploration_no_recorded_outcome"
  },
  "observation": {
    "new_evidence_ids": []
  },
  "recovery_guidance": {
    "instruction": "Do not repeat the same wording. If the target
  remains clinically justified, restate the executable query with a
  clear record kind, clinical event, lifecycle status when known, and
  temporal relation; otherwise choose another evidence-supported
  action."
  }
}
```


MODEL TOOL CALL: CALL 10


```
{
  "tool": "ehr.order",
  "args": {
    "query": "Order ER, PR, HER2, and Ki-67 immunohistochemistry on
  the completed right breast core needle biopsy specimen after
  pathology resulted as invasive carcinoma."
  }
}
```


TOOL RESPONSE: CALL 10


```
{
  "status": "valid_exploration_no_recorded_outcome",
  "state_advanced": false,
  "newly_released_evidence_ids": [],
  "semantic_repeat_without_new_evidence": true
}
```


Calls 9 and 10 submit the same query. Neither releases evidence or advances the case.

Call 26: surgery completion is assumed

USER PROMPT: CALL 26


```
{
  "progress_guidance": {
    "last_outcome_status": "valid_exploration_no_recorded_outcome"
  },
  "observation": {
    "stage": "S2",
    "new_evidence_ids": []
  }
}
```


The visible records still contain the biopsy and its diagnosis. No completed definitive surgery appears in the trajectory.

MODEL TOOL CALL: CALL 26


```
{
  "tool": "ehr.read",
  "args": {
    "query": "Review the operative record after the completed
  definitive right breast cancer surgery, including the full breast
  and regional nodal procedures performed."
  }
}
```


TOOL RESPONSE: CALL 26


```
{
  "status": "valid_exploration_no_recorded_outcome",
  "state_advanced": false,
  "newly_released_evidence_ids": []
}
```


Trajectory outcome

After call 8, the remaining 31 executed actions release no new evidence and complete no further reference transition. The trajectory ends in S2 after 40 executed actions, with 6 of 12 reference transitions completed.

Termination: `action_budget_exhausted`.

The model initially acted on public feedback: two blocked biopsy attempts led to prerequisite recovery and six completed reference transitions. Progress stopped after call 8. All 31 subsequent executed actions left the visible evidence, stage, and completed-transition count unchanged. The model repeatedly failed to track and close the remaining dependencies and showed a state inconsistency at call 26.