AdaVTP: Prediction Guided Adaptive Visual Token Pruning for Efficient Diffusion MLLM Inference

Anonymous authors
Paper under double-blind review

Abstract

Diffusion multimodal large language models (dMLLMs) enable strong multimodal understanding through iterative parallel decoding and bidirectional context modeling, but repeatedly process all visual tokens at every denoising step, causing substantial redundant computation. Existing methods mitigate this cost by pruning visual tokens using relevance estimated from early prediction steps, but apply a fixed retention ratio to every input. This overlooks varying visual evidence requirements: simple questions may require only a few local cues, whereas complex ones require information distributed across multiple regions. To address this, we propose AdaVTP, a training-free framework for adaptive visual token pruning in dMLLMs. After the first denoising step, AdaVTP uses prediction confidence to adaptively balance visual attention from the question and masked response positions, yielding task-conditioned relevance scores. Guided by these scores, AdaVTP first retains a sample-specific candidate set covering a prescribed fraction of the cumulative relevance, and then progressively selects complementary tokens by relevance-weighted semantic coverage gain until the target coverage is reached. The resulting subset is reused for all remaining denoising steps, avoiding repeated pruning overhead. Experiments on three dMLLMs and 13 image/video benchmarks show consistent gains over existing training-free pruning methods under matched dataset level token budgets. With only 10% of visual tokens retained overall, AdaVTP preserves 92.1% of the full token performance on LLaDA-V, exceeding RedVTP by 4.6 points. At comparable task performance, it delivers 1.39–1.92× end-to-end inference speedups over RedVTP.

1 Introduction

Diffusion large language models (dLLMs) have emerged as a promising paradigm for natural language generation (Nie et al., 2025; Ye et al., 2025b; Zhu et al., 2025a; Du & Ma, 2026). In contrast to autoregressive language models (Guo et al., 2025; Grattafiori et al., 2024; Yang et al., 2025a), which generate tokens sequentially under causal attention, dLLMs refine multiple response positions in parallel through iterative denoising (Lee et al., 2026; Du & Ma, 2026). Bidirectional attention enables information exchange across the sequence, allowing the model to use global context during generation (Yuan et al., 2026; Xiang et al., 2026; Yao et al., 2026; Zhu et al., 2025b). Representative dLLMs, including LLaDA (Nie et al., 2025) and Dream (Ye et al., 2025b), have achieved performance comparable to autoregressive models on a variety of language tasks. This paradigm has since been extended to multimodal settings: LaViDA (Li et al., 2025a) and LLaDA-V (You et al., 2026a) incorporate vision encoders (Tschannen et al., 2025) and connectors to map visual features into the embedding space of dLLM.

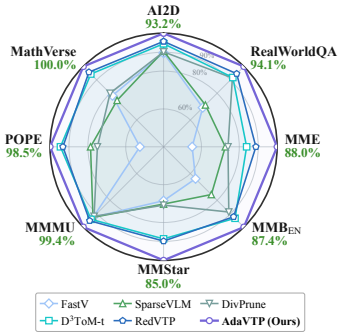

Figure 1: Performance on LLaDA-V under a 10% visual token budget. AdaVTP performs best overall across the evaluated benchmarks.

Reviewers: please read the Reviewer Guidelines (iclr.cc/Conferences/2027/ReviewerGuidelines) and the AI Policy for Reviewers (iclr.cc/Conferences/2027/AIPolicyForReviewers). If you used AI to expand, edit, or polish your review, please provide the input text to the LLM. Better still, consider skipping the LLM and submitting your original text: we, and the authors, are much more interested in your unedited thoughts than in what an LLM has to say. AI-assisted or not, you are putting your name and reputation behind your review: LLM-generated falsehoods, hallucinations or misrepresentations are subject to disciplinary action, which may include desk-rejecting all papers you have authored.

Theoretically, the parallel refinement of multiple response tokens at each denoising step gives dMLLMs the potential to alleviate the sequential bottleneck of token by token autoregressive generation (Li et al., 2026a; Yu et al., 2025). However, this parallelism does not directly translate into lower inference latency, as each denoising step still computes bidirectional attention over the full vision-language sequence (Ma et al., 2025; Zhao et al., 2026). Unlike autoregressive decoding, the evolving response representations in dMLLMs make standard Key–Value (KV) cache reuse difficult, forcing much of the sequence to be reprocessed across steps (Liang et al., 2026). This cost is further amplified by image and video inputs, whose many visual tokens substantially lengthen the attention sequence. Consequently, repeatedly processing visual tokens becomes a major source of redundant computation, limiting the practical speedup from parallel decoding.

Accordingly, visual token pruning (Chen et al., 2024a; Zhang et al., 2024b; Yang et al., 2025c; Alvar et al., 2025; Bolya et al., 2022), widely used in autoregressive multimodal large language models (MLLMs) to reduce redundant visual computation, has therefore been extended to dMLLMs to shorten the visual sequence processed during denoising. D^{3}ToM (Chang et al., 2026) leverages response tokens from the preceding denoising step to guide visual token merging, while RedVTP (Xu et al., 2026) derives pruning decisions from the visual attention of masked response positions after the first denoising step. Although these methods exploit information revealed during diffusion to identify important visual tokens, their compression budgets are still determined by fixed retention ratios or predefined schedules, regardless of the visual evidence required by each question. As illustrated in Fig. 2, different token choices can lead to different fine-grained recognition outcomes even under similar retention budgets. For questions that depend on a few local cues, retaining more tokens does not necessarily improve the answer. Effective pruning must identify question-relevant visual evidence and tailor the retention budget to the information each input requires (Li et al., 2026b).

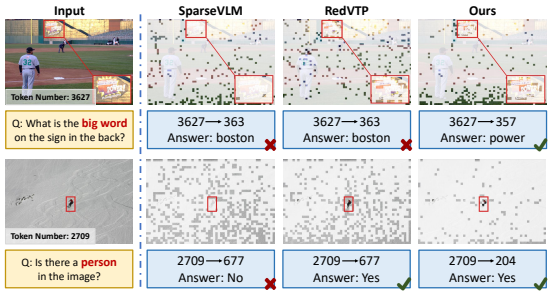

Figure 2: Qualitative comparison of visual token pruning method. Red boxes highlight the evidence needed to answer each question.

To address this limitation, we propose **AdaVTP**, a training-free framework that adapts visual token pruning to each input in dMLLMs. After the first denoising step, AdaVTP uses prediction confidence to balance visual attention from question tokens and masked response positions, producing task conditioned relevance scores. It first forms a candidate set covering a prescribed fraction of cumulative relevance, then progressively selects complementary tokens according to relevance weighted semantic coverage gain until the target coverage is reached. Relevance identifies the visual evidence worth considering, while semantic coverage provides a stopping criterion, allowing the number of retained tokens to vary across inputs. AdaVTP makes this pruning decision only once and reuses the selected subset throughout the remaining denoising steps, avoiding repeated pruning overhead. We conduct extensive experiments with three dMLLMs (LLaDA-V, LaViDA-LLaDA, and LaViDA-Dream) on 13 image and video understanding benchmarks (Fu et al., 2025a; Liu et al., 2024; Chen et al., 2024b; AI, 2024; Li et al., 2023b; Mathew et al., 2021; 2022; Kembhavi et al., 2016; Yue et al., 2024; Zhang et al., 2024a; Zhou et al., 2024; Fu et al., 2025b; Li et al., 2023a). Under matched dataset level visual token budgets, AdaVTP consistently outperforms existing training-free pruning methods. On LLaDA-V, retaining just 10% of visual tokens overall preserves 92.1% of the full token model's average performance, a 4.6 point improvement over RedVTP. At comparable task performance, AdaVTP also delivers 1.39–1.92$\times$ end-to-end inference speedups over RedVTP.

Our main contributions are summarized as follows:

- We identify a key limitation of existing visual token compression methods for dMLLMs: relevance estimates help determine which tokens to retain, but preset retention ratios and denoising-step schedules do not adapt the retained token count to the visual evidence required by each question.
- We propose **AdaVTP**, a training-free framework that combines prediction confidence guided relevance estimation with cumulative relevance screening and relevance weighted

semantic coverage. It adapts token retention to each input through a single pruning decision, and reuses the selected subset in subsequent denoising steps.

- Experiments on three dMLLMs and 13 image and video understanding benchmarks show consistent gains over existing training-free methods under matched dataset level visual token budgets, alongside end-to-end inference speedups at comparable task performance.

2 Related Work

Diffusion Multimodal Large Language Models. Diffusion models have recently emerged as a promising alternative to autoregressive language modeling, enabling bidirectional context modeling and parallel decoding through iterative denoising (Xiao et al., 2026). With the development of diffusion language models, this paradigm has been further extended to multimodal tasks (Li et al., 2025b; You et al., 2026a; Li et al., 2025a; Yang et al., 2025b; You et al., 2026b; Ye et al., 2025a; Cheng et al., 2026). D-DiT (Li et al., 2025b) demonstrated the feasibility of jointly modeling vision and language within a diffusion framework, but its performance remained behind mainstream autoregressive methods due to limited language modeling capability. More recently, LLaDA-V (You et al., 2026a) introduces a vision encoder and a modality connector on top of LLaDA, achieving competitive performance on multimodal understanding tasks. LaViDa (Li et al., 2025a) adopts complementary masking and timestep aware sampling strategies to improve multimodal learning. These studies suggest that diffusion MLLMs are becoming a competitive multimodal modeling paradigm beyond autoregressive architectures. However, diffusion MLLMs require repeated execution of the model backbone over multiple denoising steps, causing a large number of visual tokens to repeatedly participate in attention computation and thereby accumulating substantial redundant computational overhead (Yan et al., 2025). Therefore, reducing repeated computation induced by visual tokens while preserving multimodal understanding capability has become a key challenge for improving the inference efficiency of diffusion MLLMs.

Visual Token Pruning for Diffusion MLLMs. Visual token compression has been widely explored to accelerate autoregressive MLLMs, with existing methods broadly categorized into training-based and training-free approaches (Chen et al., 2024a; Zhang et al., 2024b; Yang et al., 2025c; Alvar et al., 2025; Bolya et al., 2022). The former typically introduce additional compression modules or architectural transformations to learn compact visual representations, whereas the latter directly identify and remove redundant tokens at inference time based on visual feature similarity (Alvar et al., 2025; Yang et al., 2025c), decoder attention (Chen et al., 2024a; Shang et al., 2025; Bolya et al., 2022), or instruction relevance (Zhang et al., 2024b). However, these methods are primarily designed for autoregressive decoding and therefore cannot directly capture the evolving response states throughout the iterative denoising process of diffusion models. Recent studies have begun to develop visual token pruning methods tailored to the generation mechanism of diffusion MLLMs (Wan et al., 2026; Chang et al., 2026; Xu et al., 2026). LLaDA-FastV (Wan et al., 2026) performs structured pruning at specific intermediate layers based on the observation that cross-modal alignment emerges differently across network depths; RedVTP (Xu et al., 2026) estimates the relevance of visual tokens using masked, undecoded response positions and performs pruning after the initial denoising stage; D^{3}ToM (Chang et al., 2026) uses decoded response tokens as decision signals to guide visual token merging during denoising. Despite these advances, existing methods still make only limited use of the dynamically evolving generation states in diffusion models, typically relying on a single response state, such as undecoded or decoded responses, to estimate visual relevance. Meanwhile, the compression level is still largely controlled by predefined retention ratios or stage-wise strategies, making it difficult to accommodate variations across inputs in visual complexity and the amount of visual evidence required.

3 Method

3.1 Preliminaries: Diffusion MLLM Inference

Diffusion MLLM input construction. The masked diffusion multimodal large language models considered in this work typically consist of a vision encoder E_{v}, a projector g, and a diffusion language model f_θ (You et al., 2026a; Li et al., 2025a). Given a visual input I_{v}, the vision encoder

extracts N_{v} visual features, which are mapped by g into the d-dimensional embedding space of f_θ:

$$\mathbf{V} = g(E_{\mathrm{v}}(I_{\mathrm{v}})) = [\mathbf{v}_i]_{i=1}^{N_{\mathrm{v}}} \in \mathbb{R}^{N_{\mathrm{v}} \times d}. \tag{1}$$

The question prompt I_{q} is tokenized and embedded into N_{q} prompt tokens $\mathbf{Q} \in \mathbb{R}^{N_{\mathrm{q}} \times d}$. To generate a response of length L, the model performs T reverse denoising steps. Let $\mathbf{X}^{(t)} = (x_1^{(t)}, \ldots, x_L^{(t)})$ denote the response state at step t, where inference proceeds from $t = T$ to $t = 0$. The initial response is fully masked:

$$\mathbf{X}^{(T)} = ([\mathrm{MASK}], \ldots, [\mathrm{MASK}]). \tag{2}$$

At step t, the visual tokens, prompt tokens, and embedded response are concatenated to form the model input $\mathbf{S}^{(t)} = \mathrm{Concat}\big(\mathbf{V}, \mathbf{Q}, e(\mathbf{X}^{(t)})\big)$, where $e(\cdot)$ is the token embedding layer. Omitting special boundary tokens for clarity, the resulting sequence has length $n = N_{\mathrm{v}} + N_{\mathrm{q}} + L$.

Inference and sampling in dMLLMs. At each denoising step, f_θ processes $\mathbf{S}^{(t)}$ through bidirectional attention and predicts a categorical distribution for each masked response position. Let $\mathcal{M}_t = \{i \mid x_i^{(t)} = [\mathrm{MASK}]\}$ denote the set of positions that remain masked at step t. For each $i \in \mathcal{M}_t$, the model obtains the most likely token and its confidence as:

$$\hat{x}_i^{(t)} = \arg\max_{w \in \mathcal{V}} p_\theta\Big(x_i = w \mid \mathbf{S}^{(t)}\Big), \qquad c_i^{(t)} = p_\theta\Big(x_i = \hat{x}_i^{(t)} \mid \mathbf{S}^{(t)}\Big), \tag{3}$$

where $\mathcal{V}$ denotes the vocabulary. A denoising schedule determines the number of positions to be unmasked at each step. The scheduler ranks the masked positions by prediction confidence and selects a subset $\mathcal{U}_t \subseteq \mathcal{M}_t$, retaining higher confidence predictions while leaving the remaining positions masked. The response state is then updated according to:

$$x_i^{(t-1)} = \begin{cases} \hat{x}_i^{(t)}, & i \in \mathcal{U}_t, \\ x_i^{(t)}, & \text{otherwise.} \end{cases} \tag{4}$$

The selected positions are removed from the masked set, while the remaining positions are reconsidered in subsequent denoising steps. This procedure is repeated until all response tokens are decoded, yielding the final output $\mathbf{X}^{(0)}$. Since all N_{v} visual tokens participate in attention at every denoising step, visual token processing constitutes a major source of dMLLM inference cost.

3.2 AdaVTP: Prediction Guided Adaptive Visual Token Pruning

The central idea is to determine not only which visual tokens are relevant to the current task, but also how many are needed to preserve sufficient visual evidence. AdaVTP first performs one denoising step with the complete visual sequence and extracts attention maps, prediction confidence, and visual hidden states. It then estimates task conditioned relevance by adaptively combining visual attention from the question and masked response positions. Guided by this relevance distribution, AdaVTP constructs a sample specific candidate set that captures the principal task relevant evidence, and progressively selects complementary tokens according to their relevance weighted semantic coverage gains. The selection terminates once the retained subset provides sufficient coverage, allowing the visual token budget to adapt to each input. This decision is made only once, and the resulting subset is reused throughout the remaining denoising steps. The overall pipeline is illustrated in Fig. 3.

Confidence Guided Relevance (CGR). As described in Section 3.1, dMLLM jointly processes visual tokens, prompt tokens, and response positions through bidirectional self-attention. However, the attention distributions over visual keys have different semantics depending on the querying positions. Visual queries primarily capture the internal spatial and semantic structure of the visual input, question queries highlight content relevant to the task, and response queries reflect the visual evidence required to resolve the output. After the first denoising step, the response positions unmasked at this step are fixed, whereas the remaining masked positions continue to be updated. AdaVTP therefore uses question queries and masked response queries to estimate task-relevant visual evidence and guide the subsequent adaptive token selection.

Let $\mathcal{I}_{\mathrm{q}}$, $\mathcal{I}_{\mathrm{r}}$, and $\mathcal{I}_{\mathrm{v}}$ denote the index sets of question tokens, response positions that remain masked after the first denoising step, and visual tokens, respectively. Given the attention score $A_{ij}^{(\ell,h)}$ from

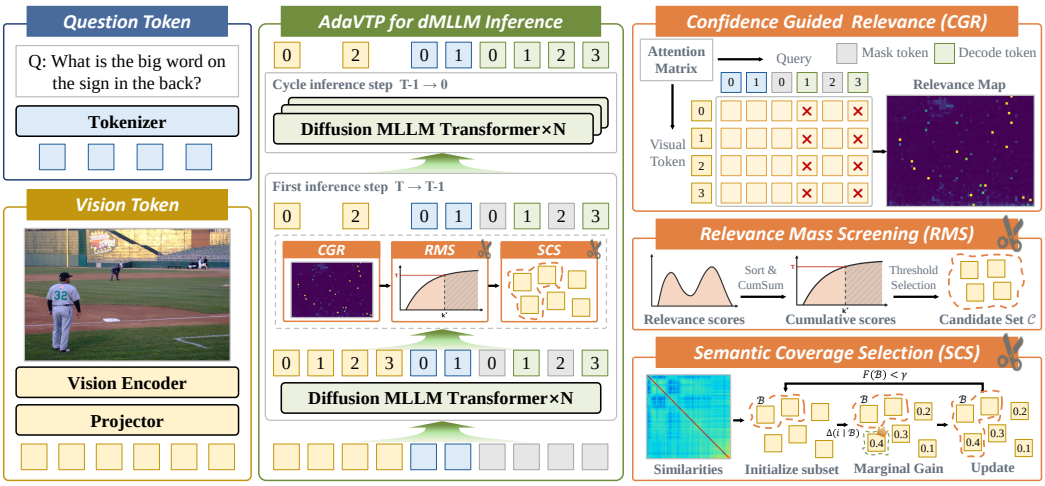

Figure 3: **Overview of AdaVTP for efficient dMLLM inference.** The left panel shows the construction of question and visual tokens, while the middle panel illustrates one-time pruning after the first denoising step and reuse of the selected subset in subsequent steps. The right panel details the three components of AdaVTP: (1) CGR uses prediction confidence to combine question and masked response attention for visual relevance estimation. (2) RMS retains the smallest candidate set $\mathcal{C}$ whose cumulative relevance reaches τ. (3) SCS initializes $\mathcal{B}$ from the highest relevance candidates in $\mathcal{C}$ and progressively adds complementary tokens until the semantic coverage reaches γ.

position i to position j in layer ℓ and head h, we average it across all layers and heads:

$$\bar{A}_{ij} = \frac{1}{L_{\text{model}} H} \sum_{\ell=1}^{L_{\text{model}}} \sum_{h=1}^{H} A_{ij}^{(\ell,h)}, \tag{5}$$

L_{model} and H denote the number of transformer layers and attention heads, respectively. For each visual token j, we average the attention it receives from all question tokens and normalize these values over the visual sequence to obtain its **question relevance score** q_j:

$$\tilde{q}_j = \frac{1}{|\mathcal{I}_{\text{q}}|} \sum_{i \in \mathcal{I}_{\text{q}}} \bar{A}_{ij}, \qquad q_j = \frac{\tilde{q}_j}{\sum_{k \in \mathcal{I}_{\text{v}}} \tilde{q}_k}, \qquad j \in \mathcal{I}_{\text{v}}. \tag{6}$$

where $|\mathcal{I}_{\text{q}}|$ is the number of question tokens, and $\tilde{q}_j$ is the unnormalized relevance of visual token j obtained from their average attention. q_j defines the question relevance distribution used in the subsequent fusion with response relevance. For **masked response relevance score**, AdaVTP assigns greater importance to response positions whose initial predictions remain uncertain. Let c_i denote the prediction confidence at position $i \in \mathcal{I}_{\text{r}}$ after the first denoising step. Using $1 - c_i$ as the uncertainty weight, we compute the response relevance of each visual token as:

$$\tilde{r}_j = \sum_{i \in \mathcal{I}_{\text{r}}} (1 - c_i) \bar{A}_{ij}, \qquad r_j = \frac{\tilde{r}_j}{\sum_{k \in \mathcal{I}_{\text{v}}} \tilde{r}_k}, \qquad j \in \mathcal{I}_{\text{v}}, \tag{7}$$

where r_j emphasizes visual tokens attended by response positions with less certain predictions. Finally, AdaVTP balances the two relevance signals according to the overall reliability of the preliminary response. We compute the reliability from the average confidence of the masked response positions and use it to obtain the final visual relevance score:

$$\rho = \frac{1}{|\mathcal{I}_{\text{r}}|} \sum_{i \in \mathcal{I}_{\text{r}}} c_i, \qquad s_j = (1 - \rho) q_j + \rho r_j, \qquad j \in \mathcal{I}_{\text{v}}. \tag{8}$$

ρ measures the average confidence of the masked response positions and reflects the overall reliability of the preliminary response. A larger ρ assigns more weight to response relevance, whereas a smaller ρ shifts the emphasis toward question relevance. Since q_j and r_j are normalized, s_j also forms a normalized relevance distribution.

Relevance Mass Screening (RMS). Evaluating semantic complementarity over the complete visual sequence is computationally costly and may favor visually distinctive yet task irrelevant content. AdaVTP therefore restricts the subsequent coverage search to visual tokens that account for most of the task relevance. Let $\pi_1, \ldots, \pi_{N_\mathrm{v}}$ denote the visual token indices sorted such that $s_{\pi_1} \geq \cdots \geq s_{\pi_{N_\mathrm{v}}}$. We define the relevance accumulated by the first k tokens as:

$$R_k = \sum_{m=1}^{k} s_{\pi_m}, \qquad k = 1, \ldots, N_\mathrm{v}. \tag{9}$$

Since the relevance scores are normalized over the visual sequence, R_k represents the fraction of task relevance captured by these tokens. Given a relevance mass threshold τ, AdaVTP determines the candidate size and candidate set as:

$$K_\tau = \min\{k \mid R_k \geq \tau\}, \qquad \mathcal{C} = \{\pi_m\}_{m=1}^{K_\tau}. \tag{10}$$

K_τ is the number of candidates in $\mathcal{C}$ and varies with the concentration of the relevance distribution. A concentrated distribution yields fewer candidates, whereas a dispersed distribution preserves evidence from a broader set of visual regions. RMS thus reduces the cost of subsequent semantic coverage selection without imposing a fixed retention ratio on the final subset.

Semantic Coverage Selection (SCS). RMS removes candidates with limited task relevance but does not account for redundancy among the remaining tokens, which may repeatedly describe the same object or region. SCS addresses this issue by selecting a subset that jointly covers the relevant semantic content. For each candidate visual token $i \in \mathcal{C}$, let $\mathbf{h}_i$ denote its hidden representation from the final layer during the first denoising step, and let $\bar{s}_i = s_i / \sum_{k \in \mathcal{C}} s_k$ denote its relevance normalized within the candidate set. We define the semantic similarity and coverage weight as:

$$\kappa_{ij} = \max\left\{0, \cos(\mathbf{h}_i, \mathbf{h}_j)\right\}, \qquad w_i = (1-\delta)\bar{s}_i + \frac{\delta}{|\mathcal{C}|}, \tag{11}$$

where coefficient $\delta \in [0, 1]$ introduces a uniform component that prevents candidates with moderate relevance from being ignored when they provide distinct semantic information. AdaVTP initializes $\mathcal{B}$ with a small fixed fraction of candidates in $\mathcal{C}$ having the largest relevance scores. This initialization only seeds the coverage search and does not determine the final retention budget. Given the current selection $\mathcal{B} \subseteq \mathcal{C}$, its weighted semantic coverage and the next token to select are defined as:

$$F(\mathcal{B}) = \sum_{i \in \mathcal{C}} w_i \max_{j \in \mathcal{B}} \kappa_{ij}, \qquad i^\star = \operatorname*{arg\,max}_{i \in \mathcal{C}, i \notin \mathcal{B}} \left[F(\mathcal{B} \cup \{i\}) - F(\mathcal{B})\right]. \tag{12}$$

SCS starts from a small set of highly relevant candidates and repeatedly adds $i^\star$ until the coverage reaches a shared target γ. Final size $K_{ret} = |\mathcal{B}|$ is therefore determined separately for each input: semantically redundant candidates require fewer retained tokens, whereas diverse visual evidence results in a larger subset. The target γ is selected once for a desired dataset level token budget and is not an input level retention ratio. Retained visual tokens are restored to their original sequence order and replace $\mathbf{V}$ in the remaining $T-1$ denoising steps.

4 Experiment

4.1 Experimental Setup

Backbones and baselines. We implement and evaluate our method on three representative diffusion multimodal language models, including LLaDA-V (You et al., 2026a), LaViDA-LLaDA (Li et al., 2025a), and LaViDA-Dream (Li et al., 2025a), which encompass diverse diffusion multimodal architectures and training paradigms. We compare our method with two categories of representative training-free visual token compression methods: FastV (Chen et al., 2024a), SparseVLM (Zhang et al., 2024b), and DivPrune (Alvar et al., 2025), designed for autoregressive multimodal language models; and D^{3}ToM (Chang et al., 2026) and RedVTP (Xu et al., 2026), developed for diffusion multimodal language models.

Benchmarks and implementation. To comprehensively evaluate the effectiveness and generalizability of AdaVTP across diverse image and video understanding tasks, we conduct experiments on

Table 1: Performance of different visual token pruning methods on LLaDA-V across standard multimodal benchmarks under different visual token retention ratios. Best values in bold, suboptimal values underlined.

Method	AI2D	RealWorldQA	MME-P	$MMB_{en\text{-}dev}$	MMStar	MMMU	POPE	Avg.↑	Rel.↑
Upper Bound (Retain 100% Tokens)									
LLaDA-V	77.6	63.2	1506.5	83.3	60.1	48.7	86.8	70.7	100.0%
Retain 50% Tokens									
FastV (ECCV'24)	71.0	50.6	1273.7	67.8	42.7	46.0	79.6	60.2	85.1%
SparseVLM (ICML'25)	69.6	49.7	1398.5	72.7	46.2	45.1	80.3	61.9	87.6%
DivPrune (CVPR'25)	69.7	59.8	1426.6	76.5	47.0	45.1	82.9	64.6	91.4%
D^3ToM-t (AAAI'26)	73.7	63.3	1436.7	77.4	55.0	48.0	85.8	67.9	96.0%
RedVTP (CVPR'26)	76.5	63.1	1502.3	82.3	57.5	48.3	86.1	69.8	98.8%
AdaVTP (Ours)	**77.8**	**64.2**	**1503.5**	**83.1**	**58.5**	**49.4**	**86.8**	**70.7**	**100.0%**
Retain 25% Tokens									
FastV (ECCV'24)	66.1	43.0	973.9	58.8	38.3	45.7	68.7	52.8	74.6%
SparseVLM (ICML'25)	66.2	43.5	1126.2	62.9	39.1	45.1	73.2	55.2	78.0%
DivPrune (CVPR'25)	66.0	56.3	1219.1	67.7	40.3	44.8	78.7	59.3	83.8%
D^3ToM-t (AAAI'26)	70.9	57.9	1380.1	73.0	49.9	47.6	84.2	64.6	91.4%
RedVTP (CVPR'26)	73.3	59.7	1400.5	77.8	53.4	47.9	84.4	66.6	94.2%
AdaVTP (Ours)	**75.7**	**62.9**	**1452.6**	**78.3**	**55.6**	**48.7**	**86.2**	**68.6**	**97.0%**
Retain 10% Tokens									
FastV (ECCV'24)	64.8	41.2	730.5	46.5	35.0	44.8	44.9	44.8	63.4%
SparseVLM (ICML'25)	65.5	42.4	962.7	55.1	35.9	44.9	67.2	51.3	72.5%
DivPrune (CVPR'25)	65.2	54.4	981.4	64.6	36.2	44.5	64.1	54.0	76.4%
D^3ToM-t (AAAI'26)	68.3	54.6	1112.0	68.0	45.3	45.6	80.8	59.7	84.5%
RedVTP (CVPR'26)	69.2	56.3	1176.9	67.2	45.9	46.1	79.7	60.5	85.5%
AdaVTP (Ours)	**72.3**	**59.5**	**1325.5**	**72.8**	**51.1**	**48.4**	**85.5**	**65.1**	**92.1%**

13 widely adopted benchmarks spanning five categories of multimodal capabilities: general multimodal understanding (MME (Fu et al., 2025a), MMBench (Liu et al., 2024), and MMStar (Chen et al., 2024b)), real-world perception and hallucination evaluation (RealWorldQA (AI, 2024) and POPE (Li et al., 2023b)), document and infographic understanding (DocVQA (Mathew et al., 2021) and InfoVQA (Mathew et al., 2022)), multidisciplinary and mathematical reasoning (AI2D (Kembhavi et al., 2016), MMMU (Yue et al., 2024), and MathVerse (Zhang et al., 2024a)), and video understanding (MLVU (Zhou et al., 2024), Video-MME (Fu et al., 2025b), and SEED-Bench Video (Li et al., 2023a)). All pruning methods are evaluated under matched dataset level visual token budgets. Baselines retain fixed proportions per sample, whereas AdaVTP allocates tokens adaptively. For each budget, we select γ solely from aggregate token counts, without labels, model outputs, or evaluation scores. This identifies matched token budget operating points while ensuring that AdaVTP never exceeds the corresponding baseline budget. All experiments are conducted on an NVIDIA A800 GPU. Further details are provided in the Appendix.

4.2 Main Results

Standard multimodal benchmarks. Table 1 compares AdaVTP with existing visual token pruning methods on LLaDA-V across seven benchmarks under dataset level average visual token retention budgets of 50%, 25%, and 10%. AdaVTP consistently achieves the highest average performance across all three budgets. At 50% retention, AdaVTP preserves the performance of the full token baseline, achieving 100.0% relative average performance. The advantage becomes more evident under more aggressive pruning: at 25% and 10% retention, AdaVTP retains 97.0% and 92.1% of the full token performance, exceeding the strongest competing method, RedVTP, by 2.0 and 4.6 points respectively. This widening margin under lower retention budgets suggests that AdaVTP better preserves task-relevant visual information when the available visual tokens are substantially reduced. We further evaluate AdaVTP on LaViDA-LLaDA and LaViDA-Dream to examine its generalization beyond LLaDA-V. As shown in Tables 8 and 10, AdaVTP consistently achieves the highest average performance across different retention budgets on both models. At the most aggressive 10% retention budget, AdaVTP outperforms the strongest competing methods by 2.1 and 3.3 points on LaViDA-LLaDA and LaViDA-Dream, respectively. These consistent gains across different models demonstrate that the effectiveness of AdaVTP is not specific to LLaDA-V.

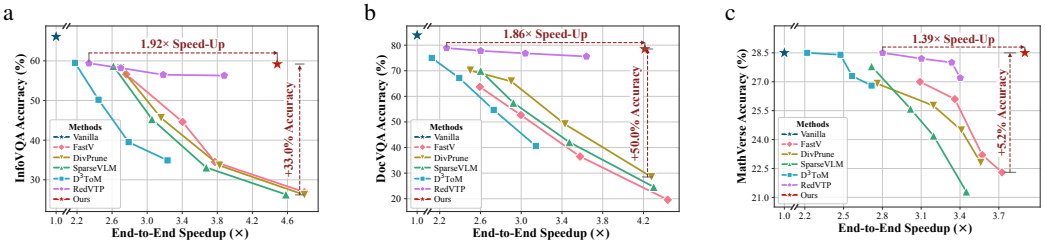

Figure 4: Performance on InfoVQA, DocVQA, and MathVerse using LLaDA-V at a 10% dataset level visual token retention budget. Generation length / denoising steps are 32 / 16 for InfoVQA and DocVQA and 64 / 32 for MathVerse. Baseline curves vary the onset of visual token reduction, while AdaVTP (red stars) prunes immediately after the first denoising step. End-to-end speedups are measured relative to unpruned LLaDA-V under the same decoding settings.

Table 2: Video understanding performance on LLaDA-V under different dataset level visual token retention budgets.

Method	SEED	MLVU	VideoMME	Avg.↑
LLaDA-V	53.7	59.5	56.2	56.5
Retain 25% Tokens				
D^{3}ToM-t	44.0	52.9	50.2	49.0
RedVTP	51.1	57.3	54.8	54.4
AdaVTP	**52.4**	**60.7**	**56.6**	**56.6**
Retain 10% Tokens				
D^{3}ToM-t	41.7	46.2	45.5	44.5
RedVTP	48.0	54.4	53.4	51.9
AdaVTP	**50.8**	**59.5**	**55.9**	**55.4**

Table 3: Efficiency comparison on MathVerse using LLaDA-V. All pruning methods use a 10% dataset level visual token retention budget, while the baseline retains all tokens. We report computational cost in TFLOPs, end-to-end latency (Time) in seconds, GPU memory usage (Mem.) in GB.

Method	TFLOPs ↓	Time ↓	Mem. ↓	Score ↑
Baseline	607.64	13.05	30.83	**28.5**
FastV	120.47	3.49	27.54	22.3
SparseVLM	123.52	3.76	27.58	21.3
DivPrune	119.21	3.65	**26.68**	22.8
D^{3}ToM-t	179.95	4.74	27.51	26.9
RedVTP	119.09	3.82	27.89	27.3
AdaVTP	**108.76**	**3.13**	26.92	**28.5**

Long-form generation tasks. We further evaluate AdaVTP on InfoVQA, DocVQA, and MathVerse under a 10% dataset level visual token retention budget. As shown in Figure 4, delaying visual token reduction generally improves the performance of baseline methods but reduces their speedup, as more denoising steps operate on the full visual sequence. In contrast, AdaVTP reduces visual tokens immediately after the first denoising step. Compared with RedVTP configurations at similar task performance, AdaVTP is 1.92×, 1.86×, and 1.39× faster on InfoVQA, DocVQA, and MathVerse, respectively. These results demonstrate that AdaVTP maintains competitive performance while enabling substantial acceleration through early visual token reduction.

Video understanding. To assess AdaVTP beyond image inputs, we extend the evaluation to SEED-Bench Video, MLVU, and Video-MME. As shown in Table 2, AdaVTP achieves the highest average performance at both 25% and 10% visual token retention budgets, with consistent gains across the three benchmarks. At 25% and 10% retention, AdaVTP outperforms the strongest competing methods by 2.2 and 3.5 points on average, respectively. Notably, even at 10% retention, AdaVTP preserves 98.1% of the full token performance across benchmarks covering action and temporal reasoning, long video understanding, and general video understanding. These results indicate that AdaVTP remains effective under aggressive visual token reduction for multi frame video inputs.

4.3 Analysis

Inference efficiency. Table 3 compares the computational cost, end-to-end latency, and GPU memory usage of pruning methods on MathVerse. With a generation length of 64 and 32 denoising steps, AdaVTP requires 108.76 TFLOPs and 3.13 seconds per sample, reducing computation and latency by 82.1% and 76.0%, respectively, compared with the full token baseline, while matching

Table 4: Effect of adaptive allocation. Parentheses indicate the sample-level retention range.

Benchmark	Allocation	Retention (%)	Score ↑
InfoVQA	Fixed	25.00	61.7
	Adaptive	24.93 (13.82–32.86)	**62.9**
POPE	Fixed	25.00	85.6
	Adaptive	24.98 (17.44–30.97)	**86.2**

its score of 28.5. Among pruning methods, AdaVTP achieves the lowest computational cost and latency while retaining the highest task performance. These results show that AdaVTP translates visual token reduction into inference acceleration without sacrificing task performance.

Effect of adaptive token allocation. We compare AdaVTP with a fixed-budget variant to isolate the benefit of sample-specific budgets. Both use identical CGR scores, RMS candidates, and SCS ordering, while the fixed variant replaces coverage-based stopping with a uniform 25% retention ratio. Table 4 shows improvements of 1.2 and 0.6 points on InfoVQA and POPE, respectively, under matched overall retention. Appendix Table 11 further confirms consistent gains across three backbones and all three budgets, with larger improvements under more aggressive pruning.

4.4 Ablation Studies

Relevance selection. Table 5 compares different relevance signals under a 25% visual token budget, where Q, M and D denote question tokens, masked response positions, and decoded response tokens, respectively. Among individual signals, $S(Q)$ performs best on both benchmarks, followed by $S(M)$, while $S(D)$ performs worst. Combining Q and M further improves performance, achieving 85.8 on POPE and 62.2 on InfoVQA, whereas adding D does not provide additional gains. These results suggest that prompt and masked response signals provide complementary cues for estimating visual token relevance. Our adaptive fusion further improves $S(Q{+}M)$ by 0.4 and 0.7 points on POPE and InfoVQA, respectively, showing that dynamically balancing the two signals is more effective than their direct combination.

Table 5: Ablation of relevance scoring strategies under 25% visual token budget.

Scoring strategy	POPE ↑	InfoVQA ↑
$S(M)$	85.2	61.6
$S(D)$	84.4	59.6
$S(Q)$	85.7	62.0
$S(M{+}D)$	84.8	61.2
$S(Q{+}M)$	<u>85.8</u>	<u>62.2</u>
$S(Q{+}D)$	85.1	60.9
$S(Q{+}M{+}D)$	85.4	61.6
Ours	**86.2**	**62.9**

Ablation of each module. Table 6 compares RMS-only, SCS-only and the complete two-stage design at comparable dataset level visual token retention ratios. RMS alone achieves 84.5 on POPE and 60.8 on InfoVQA, while SCS alone obtains 85.7 and 62.2, respectively. Combining the two stages further improves performance to 86.2 and 62.9, outperforming RMS alone by 1.7 and 2.1 points and SCS alone by 0.5 and 0.7 points. These consistent gains suggest that the two stages provide complementary benefits, with RMS performing the initial relevance oriented reduction and SCS further refining the retained visual tokens for better coverage. Overall, the results support the effectiveness of the two stage pruning design.

Table 6: Ablation of the two stage pruning design under a 25% dataset level visual token budget.

Variant	POPE ↑	InfoVQA ↑
RMS only	84.5	60.8
SCS only	85.7	62.2
RMS + SCS	**86.2**	**62.9**

5 Conclusion

In this work, we present AdaVTP, a training-free framework for adaptive visual token pruning in diffusion multimodal large language models. AdaVTP uses prediction confidence to combine visual relevance from the question query and masked response positions, then determines a sample-specific token budget through relevance mass screening and relevance-weighted semantic coverage. By making the pruning decision after the first denoising step and reusing the selected subset thereafter, AdaVTP reduces repeated visual computation without introducing additional training or repeated pruning overhead. Experiments on three dMLLMs and 13 image and video understanding benchmarks demonstrate consistent improvements over existing training-free pruning methods under matched dataset level token budgets. On LLaDA-V, AdaVTP preserves 92.1% of the full token performance while retaining only 10% of visual tokens overall, outperforming RedVTP by 4.6 points. At comparable task performance, it also achieves 1.39–1.92× end-to-end inference speedups over RedVTP. These results demonstrate the effectiveness and generalizability of adaptive visual token allocation for efficient dMLLM inference.

AI USE STATEMENT

Generative AI tools were used to improve the clarity, grammar, and readability of the manuscript. All AI-assisted revisions were reviewed and edited by the authors. The authors take full responsibility for the final content of this work.

REFERENCES

X AI. Grok-1.5 vision preview. *https://x. ai/blog/grok-1.5 v*, 2024.

Saeed Ranjbar Alvar, Gursimran Singh, Mohammad Akbari, and Yong Zhang. Divprune: Diversity-based visual token pruning for large multimodal models. In *2025 IEEE/CVF Conference on Computer Vision and Pattern Recognition (CVPR)*, pp. 9392–9401. IEEE, 2025.

Daniel Bolya, Cheng-Yang Fu, Xiaoliang Dai, Peizhao Zhang, Christoph Feichtenhofer, and Judy Hoffman. Token merging: Your vit but faster. *arXiv preprint arXiv:2210.09461*, 2022.

Shuochen Chang, Xiaofeng Zhang, Qingyang Liu, and Li Niu. D3tom: Decider-guided dynamic token merging for accelerating diffusion mllms. In *Proceedings of the AAAI Conference on Artificial Intelligence*, volume 40, pp. 19961–19969, 2026.

Liang Chen, Haozhe Zhao, Tianyu Liu, Shuai Bai, Junyang Lin, Chang Zhou, and Baobao Chang. An image is worth 1/2 tokens after layer 2: Plug-and-play inference acceleration for large vision-language models. In *European Conference on Computer Vision*, pp. 19–35. Springer, 2024a.

Lin Chen, Jinsong Li, Xiaoyi Dong, Pan Zhang, Yuhang Zang, Zehui Chen, Haodong Duan, Jiaqi Wang, Yu Qiao, Dahua Lin, et al. Are we on the right way for evaluating large vision-language models? *Advances in Neural Information Processing Systems*, 37:27056–27087, 2024b.

Shuang Cheng, Yuhua Jiang, Zineng Zhou, Dawei Liu, Tao Wang, Linfeng Zhang, Biqing Qi, and Bowen Zhou. Sdar-vl: Stable and efficient block-wise diffusion for vision-language understanding. In *Proceedings of the 64th Annual Meeting of the Association for Computational Linguistics (Volume 1: Long Papers)*, pp. 28882–28901, 2026.

Zhicheng Du and Lan Ma. Continuous language diffusion as a decoder-interface problem. *arXiv preprint arXiv:2606.08810*, 2026.

Chaoyou Fu, Peixian Chen, Yunhang Shen, Yulei Qin, Mengdan Zhang, Xu Lin, Jinrui Yang, Xiawu Zheng, Ke Li, Xing Sun, Yunsheng Wu, Rongrong Ji, Caifeng Shan, and Ran He. Mme: A comprehensive evaluation benchmark for multimodal large language models. In D. Belgrave, C. Zhang, H. Lin, R. Pascanu, P. Koniusz, M. Ghassemi, and N. Chen (eds.), *Advances in Neural Information Processing Systems*, volume 38, Main Conference. Curran Associates, Inc., 2025a. doi: 10.52202/085713-4899. URL https://proceedings.neurips.cc/paper_files/paper/2025/file/d79a27cf2772fe00be7f341efc0eb517-Paper-Datasets_and_Benchmarks_Track.pdf.

Chaoyou Fu, Yuhan Dai, Yongdong Luo, Lei Li, Shuhuai Ren, Renrui Zhang, Zihan Wang, Chenyu Zhou, Yunhang Shen, Mengdan Zhang, et al. Video-mme: The first-ever comprehensive evaluation benchmark of multi-modal llms in video analysis. In *2025 IEEE/CVF Conference on Computer Vision and Pattern Recognition (CVPR)*, pp. 24108–24118. IEEE, 2025b.

Aaron Grattafiori, Abhimanyu Dubey, Abhinav Jauhri, Abhinav Pandey, Abhishek Kadian, Ahmad Al-Dahle, Aiesha Letman, Akhil Mathur, Alan Schelten, Alex Vaughan, et al. The llama 3 herd of models. *arXiv preprint arXiv:2407.21783*, 2024.

Daya Guo, Dejian Yang, Haowei Zhang, Junxiao Song, Peiyi Wang, Qihao Zhu, Runxin Xu, Ruoyu Zhang, Shirong Ma, Xiao Bi, et al. Deepseek-r1: Incentivizing reasoning capability in llms via reinforcement learning. *arXiv preprint arXiv:2501.12948*, 2025.

Aniruddha Kembhavi, Mike Salvato, Eric Kolve, Minjoon Seo, Hannaneh Hajishirzi, and Ali Farhadi. A diagram is worth a dozen images. In *European conference on computer vision*, pp. 235–251. Springer, 2016.

Chia-Ming Lee, Ming-Ching Chang, Xin Li, Yu-Lun Liu, and Chih-Chung Hsu. Where and when to commit: Candidate-aware decoding for diffusion language models. *arXiv preprint arXiv:2607.28166*, 2026.

Bohao Li, Rui Wang, Guangzhi Wang, Yuying Ge, Yixiao Ge, and Ying Shan. Seed-bench: Benchmarking multimodal llms with generative comprehension. *arXiv preprint arXiv:2307.16125*, 2023a.

Duo Li, Zuhao Yang, Xiaoqin Zhang, Ling Shao, and Shijian Lu. A comprehensive study on visual token redundancy for discrete diffusion-based multimodal large language models. In *Proceedings of the IEEE/CVF Conference on Computer Vision and Pattern Recognition*, pp. 2823–2833, 2026a.

Shufan Li, Konstantinos Kallidromitis, Hritik Bansal, Akash Gokul, Yusuke Kato, Kazuki Kozuka, Jason Kuen, Zhe Lin, Kai-Wei Chang, and Aditya Grover. Lavida: A large diffusion language model for multimodal understanding. In D. Belgrave, C. Zhang, H. Lin, R. Pascanu, P. Koniusz, M. Ghassemi, and N. Chen (eds.), *Advances in Neural Information Processing Systems*, volume 38, Main Conference, pp. 105101–105134. Curran Associates, Inc., 2025a. doi: 10.52202/085713-3511. URL https://proceedings.neurips.cc/paper_files/paper/2025/file/975affbe7b5f3b55fba62247b6877b1c-Paper-Conference.pdf.

Shufan Li, Jiuxiang Gu, Kangning Liu, Zhe Lin, Zijun Wei, Aditya Grover, and Jason Kuen. Sparselavida: Sparse multimodal discrete diffusion language models. In *Proceedings of the IEEE/CVF Conference on Computer Vision and Pattern Recognition*, pp. 36103–36114, 2026b.

Yifan Li, Yifan Du, Kun Zhou, Jinpeng Wang, Xin Zhao, and Ji-Rong Wen. Evaluating object hallucination in large vision-language models. In *Proceedings of the 2023 conference on empirical methods in natural language processing*, pp. 292–305, 2023b.

Zijie Li, Henry Li, Yichun Shi, Amir Barati Farimani, Yuval Kluger, Linjie Yang, and Peng Wang. Dual diffusion for unified image generation and understanding. In *2025 IEEE/CVF Conference on Computer Vision and Pattern Recognition (CVPR)*, pp. 2779–2790. IEEE, 2025b.

Kaihua Liang, An Zhong, Xin Tan, Zafar Ayyub Qazi, Hong Xu, Jian Weng, and Marco Canini. Affix cache for diffusion large language models. *arXiv preprint arXiv:2608.26140*, 2026.

Yuan Liu, Haodong Duan, Yuanhan Zhang, Bo Li, Songyang Zhang, Wangbo Zhao, Yike Yuan, Jiaqi Wang, Conghui He, Ziwei Liu, et al. Mmbench: Is your multi-modal model an all-around player? In *European conference on computer vision*, pp. 216–233. Springer, 2024.

Xinyin Ma, Runpeng Yu, Gongfan Fang, and Xinchao Wang. dkv-cache: The cache for diffusion language models. *arXiv preprint arXiv:2505.15781*, 2025.

Minesh Mathew, Dimosthenis Karatzas, and CV Jawahar. Docvqa: A dataset for vqa on document images. In *2021 IEEE Winter Conference on Applications of Computer Vision (WACV)*, pp. 2199–2208. IEEE, 2021.

Minesh Mathew, Viraj Bagal, Rubèn Tito, Dimosthenis Karatzas, Ernest Valveny, and CV Jawahar. Infographicvqa. In *2022 IEEE/CVF Winter Conference on Applications of Computer Vision (WACV)*, pp. 2582–2591. IEEE, 2022.

Shen Nie, Fengqi Zhu, Zebin You, Xiaolu Zhang, Jingyang Ou, Jun Hu, Jun Zhou, Yankai Lin, Ji-Rong Wen, and Chongxuan Li. Large language diffusion models. *arXiv preprint arXiv:2502.09992*, 2025.

Yuzhang Shang, Mu Cai, Bingxin Xu, Yong Jae Lee, and Yan Yan. Llava-prumerge: Adaptive token reduction for efficient large multimodal models. In *2025 IEEE/CVF International Conference on Computer Vision (ICCV)*, pp. 22857–22867. IEEE, 2025.

Michael Tschannen, Alexey Gritsenko, Xiao Wang, Muhammad Ferjad Naeem, Ibrahim Alabdulmohsin, Nikhil Parthasarathy, Talfan Evans, Lucas Beyer, Ye Xia, Basil Mustafa, et al. Siglip 2: Multilingual vision-language encoders with improved semantic understanding, localization, and dense features. *arXiv preprint arXiv:2502.14786*, 2025.

Zhewen Wan, Tianchen Song, Chen Lin, Zhiyong Zhao, and Xianpeng Lang. Efficient token pruning for llada-v. *arXiv preprint arXiv:2601.20168*, 2026.

Yanzheng Xiang, Lan Wei, Yizhen Yao, Qinglin Zhu, Hanqi Yan, Chen Jin, Philip Alexander Teare, Dandan Zhang, Lin Gui, Amrutha Saseendran, et al. Stop the flip-flop: Context-preserving verification for fast revocable diffusion decoding. *arXiv preprint arXiv:2602.06161*, 2026.

Zhongyu Xiao, Zhiwei Hao, Jianyuan Guo, Yong Luo, Jia Liu, Jie Xu, and Han Hu. Streaming-dllm: Accelerating diffusion llms via suffix pruning and dynamic decoding. *arXiv preprint arXiv:2601.17917*, 2026.

Jingqi Xu, Jingxi Lu, Chenghao Li, Sreetama Sarkar, Souvik Kundu, and Peter A Beerel. Red-vtp: Training-free acceleration of diffusion vision-language models inference via masked token-guided visual token pruning. In *Proceedings of the IEEE/CVF Conference on Computer Vision and Pattern Recognition*, pp. 2783–2792, 2026.

Liang Yan, Xu Jiang, Jian Ma, Yuhang Liu, Tian Bian, Qichao Wang, Abhishek Basu, Yu Rong, Tingyang Xu, Pengcheng Wu, et al. A comprehensive survey of multimodal llms for scientific discovery. In *1st Workshop on VLM4RWD@ NeurIPS 2025*, 2025.

An Yang, Anfeng Li, Baosong Yang, Beichen Zhang, Binyuan Hui, Bo Zheng, Bowen Yu, Chang Gao, Chengen Huang, Chenxu Lv, et al. Qwen3 technical report. *arXiv preprint arXiv:2505.09388*, 2025a.

Ling Yang, Ye Tian, Bowen Li, Xinchen Zhang, Ke Shen, Yunhai Tong, and Mengdi Wang. Mmada: Multimodal large diffusion language models. In D. Belgrave, C. Zhang, H. Lin, R. Pascanu, P. Koniusz, M. Ghassemi, and N. Chen (eds.), *Advances in Neural Information Processing Systems*, volume 38, Main Conference, pp. 138867–138907. Curran Associates, Inc., 2025b. doi: 10.52202/085713-4636. URL https://proceedings.neurips.cc/paper_files/paper/2025/file/caa934a507a952698d54efb24845fc4b-Paper-Conference.pdf.

Senqiao Yang, Yukang Chen, Zhuotao Tian, Chengyao Wang, Jingyao Li, Bei Yu, and Jiaya Jia. Visionzip: Longer is better but not necessary in vision language models. In *2025 IEEE/CVF Conference on Computer Vision and Pattern Recognition (CVPR)*, pp. 19792–19802. IEEE, 2025c.

Yizhen Yao, Qinglin Zhu, Runcong Zhao, Xiangxiang Dai, Yanzheng Xiang, Yulan He, and Lin Gui. Follow the latent roadmap: Navigating revocable decoding for diffusion llms with anchor tokens. *arXiv preprint arXiv:2606.16847*, 2026.

Jiacheng Ye, Shansan Gong, Jiahui Gao, Junming Fan, Shuang Wu, Wei Bi, Haoli Bai, Lifeng Shang, and Lingpeng Kong. Dream-vl & dream-vla: Open vision-language and vision-language-action models with diffusion language model backbone. *arXiv preprint arXiv:2512.22615*, 2025a.

Jiacheng Ye, Zhihui Xie, Lin Zheng, Jiahui Gao, Zirui Wu, Xin Jiang, Zhenguo Li, and Lingpeng Kong. Dream 7b: Diffusion large language models. *arXiv preprint arXiv:2508.15487*, 2025b.

Zebin You, Shen Nie, Xiaolu Zhang, JUN ZHOU, Zhiwu Lu, Ji-Rong Wen, and Chongxuan Li. Llada-v: Large language diffusion models with visual instruction tuning. In *Proceedings of the IEEE/CVF Conference on Computer Vision and Pattern Recognition*, pp. 10093–10105, 2026a.

Zebin You, Xiaolu Zhang, Jun Zhou, Chongxuan Li, and Ji-Rong Wen. Llada-o: An effective and length-adaptive omni diffusion model. *arXiv preprint arXiv:2603.01068*, 2026b.

Runpeng Yu, Qi Li, and Xinchao Wang. Discrete diffusion in large language and multimodal models: A survey. *arXiv preprint arXiv:2506.13759*, 2025.

Ye Yuan, Weien Li, Rui Song, Zeyu Li, Haochen Liu, Xiangyu Kong, Zixuan Dong, Linfeng Du, Zipeng Sun, Weixu Zhang, et al. Discrete diffusion models: A unified framework from tokenization to generation. *arXiv preprint arXiv:2607.13431*, 2026.

Xiang Yue, Yuansheng Ni, Kai Zhang, Tianyu Zheng, Ruoqi Liu, Ge Zhang, Samuel Stevens, Dongfu Jiang, Weiming Ren, Yuxuan Sun, et al. Mmmu: A massive multi-discipline multimodal understanding and reasoning benchmark for expert agi. In *Proceedings of the IEEE/CVF conference on computer vision and pattern recognition*, pp. 9556–9567, 2024.

Renrui Zhang, Dongzhi Jiang, Yichi Zhang, Haokun Lin, Ziyu Guo, Pengshuo Qiu, Aojun Zhou, Pan Lu, Kai-Wei Chang, Yu Qiao, et al. Mathverse: Does your multi-modal llm truly see the diagrams in visual math problems? In *European Conference on Computer Vision*, pp. 169–186. Springer, 2024a.

Yuan Zhang, Chun-Kai Fan, Junpeng Ma, Wenzhao Zheng, Tao Huang, Kuan Cheng, Denis Gudovskiy, Tomoyuki Okuno, Yohei Nakata, Kurt Keutzer, et al. Sparsevlm: Visual token sparsification for efficient vision-language model inference. *arXiv preprint arXiv:2410.04417*, 2024b.

Qiyan Zhao, Xiaofeng Zhang, Shuochen Chang, Qianyu Chen, Xiaosong Yuan, Xuhang Chen, Luoqi Liu, Jiajun Zhang, Xu-Yao Zhang, and Da-Han Wang. Context tokens are anchors: Understanding the repetition curse in dmllms from an information flow perspective. *arXiv preprint arXiv:2601.20520*, 2026.

Junjie Zhou, Yan Shu, Bo Zhao, Boya Wu, Shitao Xiao, Xi Yang, Yongping Xiong, Bo Zhang, Tiejun Huang, and Zheng Liu. Mlvu: A comprehensive benchmark for multi-task long video understanding. *arXiv preprint arXiv:2406.04264*, 2(5):6, 2024.

Fengqi Zhu, Rongzhen Wang, Shen Nie, Xiaolu Zhang, Chunwei Wu, Jun Hu, Jun Zhou, Jianfei Chen, Yankai Lin, Ji-Rong Wen, et al. Llada 1.5: Variance-reduced preference optimization for large language diffusion models. *arXiv preprint arXiv:2505.19223*, 2025a.

Qinglin Zhu, Yizhen Yao, Runcong Zhao, Yanzheng Xiang, Amrutha Saseendran, Chen Jin, Philip Teare, Bin Liang, Yulan He, and Lin Gui. Latent refinement decoding: Enhancing diffusion-based language models by refining belief states. *arXiv preprint arXiv:2510.11052*, 2025b.

A Experimental Setup Details

A.1 Model Architectures

LaViDa-LLaDA (Li et al., 2025a), which combines a SigLIP-400M vision encoder with the LLaDA-8B diffusion language model through an MLP projector. Images are processed using four 384×384 local views and one global view, yielding 980 visual tokens after average pooling. We evaluate the 8B model in our experiments.

LaViDa-Dream (Li et al., 2025a), which follows the same vision architecture as LaViDa-LLaDA while using Dream-7B as the language backbone. Images are processed using the same multi-view strategy, yielding 980 visual tokens. We evaluate the 7B model in our experiments.

LLaDA-V (You et al., 2026a), which combines a SigLIP2 vision encoder with the LLaDA-8B diffusion language model through an MLP connector. We use the 8B model in our experiments.

A.2 Evaluation Benchmarks

MME (Fu et al., 2025a). Evaluates multimodal perception and cognition across 14 subtasks, ranging from object recognition and OCR to commonsense and numerical reasoning.

MMBench (Liu et al., 2024). A multiple-choice benchmark covering 20 fine-grained multimodal ability dimensions, with 2,974 questions in total.

MMStar (Chen et al., 2024b). Designed to evaluate vision-indispensable multimodal capabilities while minimizing data leakage and language-only shortcuts. It contains 1,500 samples across 6 core capabilities.

RealWorldQA (AI, 2024). Evaluates spatial understanding of real-world environments. The test set contains 765 image-question pairs.

POPE (Li et al., 2023b). Measures object hallucination by querying whether specific objects are present in an image, using random, popular, and adversarial sampling strategies.

DocVQA (Mathew et al., 2021). Focuses on visual question answering over document images, requiring models to understand textual, layout, and visual information. It contains 50K questions over more than 12K document images.

InfoVQA (Mathew et al., 2022). Tests question answering over visually rich infographics containing text, graphics, and data visualizations. It consists of 30,035 questions over 5,485 infographics.

AI2D (Kembhavi et al., 2016). Targets understanding and reasoning over grade-school science diagrams. The original dataset contains over 5,000 diagrams and 15,000 question-answer pairs.

MMMU (Yue et al., 2024). Measures college-level multimodal reasoning across 6 disciplines and 30 subjects. It contains 11.5K questions spanning 183 subfields.

MathVerse (Zhang et al., 2024a). Evaluates visual mathematical reasoning with 2,612 problems, each presented in six versions with different combinations of visual and textual information.

MLVU (Zhou et al., 2024). Focuses on long-video understanding across diverse video durations and content. We use its multiple-choice tasks, covering seven categories: Topic Reasoning, PlotQA, FindNeedle, Ego, Count, Order, and Anomaly Recognition. Performance is reported as the macro-average accuracy across the seven categories.

Video-MME (Fu et al., 2025b). Covers comprehensive video understanding with 900 videos and 2,700 multiple-choice questions across diverse domains. The videos span short, medium, and long durations, enabling evaluation across different temporal scales. We use visual frames without subtitles or audio and report the overall accuracy across all questions.

SEED-Bench Video (Li et al., 2023a). Assesses action and temporal understanding through three video-based dimensions: Action Recognition, Action Prediction, and Procedure Understanding. The three dimensions are constructed from Something-Something V2, EPIC-KITCHENS-100, and Breakfast, respectively. We report the accuracy over the video subset.

Table 7: Generation hyperparameters used for different benchmarks. LLaDA-V supports both image and video inputs, whereas LaViDA-LLaDA and LaViDA-Dream support image inputs only. We use task-specific generation configurations according to the characteristics of each benchmark.

Benchmark(s)	gen length	block length	gen steps	think mode
LLaDA-V				
AI2D, RealWorldQA, MME, MMBench$_{\text{en-dev}}$, MMStar, MMMU, POPE, MLVU, Video-MME, SEED-Bench Video	2	2	2	`no_think`
DocVQA, InfoVQA	32	32	16	`no_think`
MathVerse	64	64	32	`think`
LaViDA-LLaDA				
AI2D, RealWorldQA, MME, MMBench$_{\text{en-dev}}$, MMStar, MMMU, POPE	4	4	4	`no_think`
LaViDA-Dream				
AI2D, RealWorldQA, MME, MMBench$_{\text{en-dev}}$, MMStar, MMMU, POPE	4	4	4	`no_think`

A.3 Details of Experiments

We evaluate all methods under dataset level visual token budgets of 50%, 25%, and 10%. The baseline methods use a fixed retention ratio for every sample, whereas AdaVTP adaptively determines the number of retained tokens while keeping its total retained-token count no greater than that of the fixed-ratio baselines over each dataset. Table 7 summarizes the generation settings used for each benchmark. LLaDA-V supports both image and video inputs and is therefore evaluated on all image benchmarks as well as MLVU, Video-MME, and SEED-Bench Video. LaViDA-LLaDA and LaViDA-Dream support image inputs only and are not evaluated on the video benchmarks. For MathVerse, we report results on the *mathverse_testmini_vision_dominant* subset.

Generation Configuration. As summarized in Table 7, all three backbones use a generation length, block length, and number of denoising steps of $2/2/2$ for the short-answer image benchmarks. LLaDA-V supports both image and video inputs and is therefore additionally evaluated on MLVU, Video-MME, and SEED-Bench Video using the same generation configuration. In contrast, LaViDA-LLaDA and LaViDA-Dream support image inputs only and are not evaluated on the video benchmarks. For the long-form evaluations conducted with LLaDA-V, DocVQA and InfoVQA use $32/32/16$, while MathVerse uses $64/64/32$. The `think` mode is enabled only for MathVerse; all other evaluations use `no_think`. We set the decoding temperature to 0, use a classifier free guidance scale of 0, and adopt low confidence remasking throughout the experiments.

Hyperparameters. We set the relevance mass threshold to $\tau = 0.98$, the SCS initialization ratio to $\eta = 0.005$, and the uniform component coefficient to $\delta = 0.05$ in all experiments. For the 50%, 25%, and 10% target budgets, we use default γ values of 0.975, 0.945, and 0.885, respectively. These defaults apply directly to most datasets; when necessary, we adjust γ per dataset by at most 0.01 based solely on aggregate retained-token counts, without accessing labels, model outputs, or evaluation scores. This calibration ensures that AdaVTP retains no more visual tokens in total than the corresponding fixed-ratio baseline. For video inputs, we protect $\min(8, \max(1, \lceil 0.02 N_f \rceil))$ tokens per frame to preserve temporal coverage, and include them in the total token budget.

B Additional Experiments

B.1 Results on Additional Backbones

Results on LaViDA-LLaDA. Table 8 reports the results on LaViDA-LLaDA. AdaVTP achieves the highest average performance across all three retention budgets, obtaining average scores of 61.0, 59.4, and 57.4 at 50%, 25%, and 10% retention, respectively. These results preserve 98.1%, 95.4%,

Table 8: Performance of different visual token pruning methods on LaViDA-LLaDA across standard multimodal benchmarks under different visual token retention ratios. Best values in bold, suboptimal values underlined.

Method	AI2D	RealWorldQA	MME-P	$MMB_{en\text{-}dev}$	MMStar	MMMU	POPE	Avg.↑	Rel.↑
Upper Bound (Retain 100% Tokens)									
LaViDA-LLaDA	69.6	53.7	1343.6	72.3	45.9	43.7	82.9	62.2	100.0%
Retain 50% Tokens									
FastV (ECCV'24)	66.0	45.0	1148.2	63.3	39.4	42.2	78.1	55.9	89.9%
SparseVLM (ICML'25)	67.3	49.9	1260.8	68.0	41.7	43.1	82.6	59.4	95.4%
DivPrune (CVPR'25)	67.1	50.6	1223.5	66.6	42.1	**44.2**	83.0	59.3	95.3%
D^3ToM-t (AAAI'26)	67.4	50.5	1285.4	69.7	42.8	43.2	83.5	60.2	96.8%
RedVTP (CVPR'26)	67.0	51.6	1294.9	68.6	41.0	42.3	82.6	59.7	96.0%
AdaVTP (Ours)	**68.1**	**52.5**	**1314.9**	**70.3**	**43.6**	43.3	**83.7**	**61.0**	**98.1%**
Retain 25% Tokens									
FastV (ECCV'24)	65.0	43.1	1070.7	59.8	37.5	42.0	72.4	53.3	85.7%
SparseVLM (ICML'25)	66.3	46.0	1173.9	65.8	40.8	**42.8**	79.9	57.2	91.9%
DivPrune (CVPR'25)	66.5	46.3	1135.8	62.2	39.5	41.9	81.2	56.3	90.6%
D^3ToM-t (AAAI'26)	65.7	47.2	1236.8	67.8	41.6	42.7	80.9	58.2	93.6%
RedVTP (CVPR'26)	66.6	46.7	1198.2	65.3	39.8	42.0	79.3	57.1	91.8%
AdaVTP (Ours)	**67.4**	**49.4**	**1259.6**	**69.1**	**42.1**	42.7	**81.8**	**59.4**	**95.4%**
Retain 10% Tokens									
FastV (ECCV'24)	65.5	39.5	927.7	53.4	34.8	41.6	65.2	49.5	79.6%
SparseVLM (ICML'25)	64.8	40.9	1069.0	59.2	37.4	42.3	70.3	52.6	84.6%
DivPrune (CVPR'25)	65.4	43.4	1044.4	53.1	36.5	42.0	76.1	52.7	84.8%
D^3ToM-t (AAAI'26)	65.7	43.4	1100.7	65.6	39.3	**42.8**	75.6	55.3	89.0%
RedVTP (CVPR'26)	65.8	43.0	1056.8	61.8	37.4	41.8	78.3	54.4	87.5%
AdaVTP (Ours)	**66.9**	**46.1**	**1163.9**	**66.0**	**41.6**	42.7	**80.3**	**57.4**	**92.3%**

and 92.3% of the full token performance. Compared with the strongest competing method, D^3ToM-t, AdaVTP improves the average score by 0.8, 1.2, and 2.1 points under the three budgets. The advantage becomes larger as the token budget decreases, with particularly clear improvements on RealWorldQA, MME, and POPE at 10% retention. These results show that adaptive token allocation remains effective on LaViDA-LLaDA and preserves task-relevant visual information more reliably under aggressive token reduction.

Results on LaViDA-Dream. Table 10 presents the corresponding results on LaViDA-Dream. AdaVTP again achieves the highest average performance at all retention budgets, reaching average scores of 62.8, 60.2, and 56.1 at 50%, 25%, and 10% retention, respectively. This corresponds to 98.6%, 94.5%, and 88.1% of the full token performance. Compared with D^3ToM-t, the strongest baseline in terms of average performance, AdaVTP provides gains of 0.7, 1.4, and 3.3 points as the retention budget decreases from 50% to 10%. At the 25% and 10% budgets, AdaVTP obtains the best result on all seven benchmarks, with especially large gains on MME, MMBench, and POPE under the most aggressive setting. The consistent improvements on both LaViDA-Dream and LaViDA-LLaDA demonstrate that AdaVTP generalizes across different diffusion language backbones rather than relying on model-specific characteristics. For Table 1, 8, and 10, we divide MME-P by 20 and report the macro-average across all seven benchmarks. Rel. denotes this average relative to the corresponding full-token backbone.

Table 9: Sensitivity analysis of the uniform mixing coefficient δ on LLaDA-V under a 25% dataset level visual token retention budget. Best values are in bold and second-best values are underlined.

δ	POPE ↑	InfoVQA ↑
0.00	85.7	62.1
0.05	**86.2**	**62.9**
0.10	**86.2**	62.4
0.15	85.9	61.7
0.20	85.4	62.1

B.2 Additional Ablation Study

Sensitivity to the uniform mixing coefficient. Table 9 studies the effect of the uniform mixing coefficient δ on LLaDA-V under a 25% dataset level visual token retention budget. Without the uniform component, setting $\delta = 0$ achieves 85.7 on POPE and 62.1 on InfoVQA. Introducing a

Table 10: Performance of different visual token pruning methods on LaViDA-Dream across standard multimodal benchmarks under different visual token retention ratios. Best values in bold, suboptimal values underlined.

Method	AI2D	RealWorldQA	MME-P	$MMB_{en\text{-}dev}$	MMStar	MMMU	POPE	Avg.↑	Rel.↑
Upper Bound (Retain 100% Tokens)									
LaViDA-Dream	68.9	55.6	1479.6	73.5	44.4	43.3	86.1	63.7	100%
Retain 50% Tokens									
FastV (ECCV'24)	67.2	46.8	1326.6	66.8	41.0	43.3	80.7	58.9	92.5%
SparseVLM (ICML'25)	66.2	50.8	1392.8	70.3	43.3	43.3	81.9	60.8	95.4%
DivPrune (CVPR'25)	66.4	51.4	1390.8	70.9	43.8	43.1	82.7	61.1	95.9%
D^3ToM-t (AAAI'26)	66.9	52.8	1424.4	71.3	**44.3**	43.4	85.1	62.1	97.5%
RedVTP (CVPR'26)	66.9	50.3	1430.0	70.8	42.7	**43.9**	83.5	61.4	96.4%
AdaVTP (Ours)	**67.5**	**53.9**	**1449.5**	**72.7**	44.2	43.7	**85.2**	**62.8**	**98.6%**
Retain 25% Tokens									
FastV (ECCV'24)	66.5	45.1	1192.8	57.7	39.1	43.0	66.9	54.0	84.8%
SparseVLM (ICML'25)	66.1	43.3	1257.3	64.4	41.3	42.3	70.5	55.8	87.6%
DivPrune (CVPR'25)	65.9	48.2	1252.6	66.1	39.8	42.8	71.3	56.7	89.0%
D^3ToM-t (AAAI'26)	66.5	46.9	1321.1	67.6	42.2	43.8	78.5	58.8	92.3%
RedVTP (CVPR'26)	66.2	45.3	1297.4	67.3	40.3	41.4	72.3	56.8	89.2%
AdaVTP (Ours)	**67.1**	**49.4**	**1384.3**	**69.5**	**42.5**	**43.9**	**79.6**	**60.2**	**94.5%**
Retain 10% Tokens									
FastV (ECCV'24)	66.4	43.0	988.3	44.8	35.7	41.4	44.1	46.4	72.8%
SparseVLM (ICML'25)	65.9	42.1	1014.3	54.9	38.3	41.8	53.3	49.5	77.7%
DivPrune (CVPR'25)	65.4	42.7	1028.1	57.6	36.6	42.6	42.6	48.4	76.0%
D^3ToM-t (AAAI'26)	66.1	43.3	1157.0	60.3	38.1	43.2	60.5	52.8	82.9%
RedVTP (CVPR'26)	66.4	44.9	1104.3	60.6	36.7	41.6	59.1	52.1	81.8%
AdaVTP (Ours)	**66.7**	**46.1**	**1267.7**	**64.7**	**39.7**	**43.6**	**68.3**	**56.1**	**88.1%**

small uniform component with $\delta = 0.05$ improves the two scores to 86.2 and 62.9, respectively, indicating that assigning a small amount of weight to moderately relevant candidates helps preserve complementary visual information that may otherwise be overlooked. Increasing δ to 0.10 maintains the same POPE performance but reduces the InfoVQA score to 62.4, while larger values result in further dataset-dependent variations. Among the evaluated values, $\delta = 0.05$ achieves the best overall performance across the two benchmarks under this 25% retention setting. For the remaining experiments, we fix $\delta = 0.05$ across all models, datasets, and target retention budgets.

Effect of adaptive token allocation. To further examine the benefit of sample-specific token budgets, we compare AdaVTP with a fixed-allocation variant across three diffusion MLLM backbones, two benchmarks, and three target budgets. The two variants use identical CGR scores, RMS candidates, and SCS ordering, and differ only in their stopping criteria. As shown in Table 11, adaptive allocation consistently outperforms fixed allocation in all 18 settings while retaining slightly fewer tokens on average than the corresponding target budgets. The average improvements under the 50%, 25%, and 10% budgets are 0.42, 0.85, and 2.28 points, respectively, with the largest gain of 4.2 points obtained on POPE with LaViDA-Dream at the 10% budget. The widening advantage under more aggressive compression indicates that assigning different token budgets to individual samples becomes increasingly important when visual evidence is highly constrained. Moreover, the substantial sample-level retention ranges show that different inputs require markedly different numbers of visual tokens, supporting the motivation for adaptive allocation.

B.3 Additional Visualization

Qualitative case study. Table 12 compares full token LLaDA-V with AdaVTP on four examples from InfoVQA and DocVQA. AdaVTP retains only 9.22%–11.63% of the visual tokens while producing the same final answers as full-token inference, covering numerical recognition, multi-region information aggregation, and document understanding. Under identical decoding settings, it reduces end-to-end latency from 8.64–9.44 s to 1.88–2.19 s, corresponding to a 4.20×–4.65× speedup. Model loading is excluded.

Table 11: Effect of sample-adaptive token allocation across different backbones and target budgets. The fixed and adaptive variants use identical CGR scores, RMS candidates, and SCS ordering, and differ only in their stopping criteria. The fixed variant retains the target percentage for every sample, while parentheses indicate the sample-level retention range of adaptive allocation. The last two columns report the task performance obtained with fixed and adaptive allocation, respectively.

Backbone	Benchmark	Budget	Adaptive Ret. (%)	Fixed	Adaptive
LLaDA-V	RealWorldQA	50%	49.75 (42.69–59.54)	63.9	**64.2**
		25%	24.39 (17.16–31.37)	61.3	**62.9**
		10%	9.85 (5.76–14.02)	57.6	**59.5**
	POPE	50%	49.50 (40.28–54.43)	86.3	**86.8**
		25%	24.98 (17.44–30.97)	85.6	**86.2**
		10%	9.65 (7.09–17.60)	82.7	**85.5**
LaViDA-LLaDA	RealWorldQA	50%	49.53 (39.66–57.76)	52.0	**52.5**
		25%	24.68 (15.15–28.93)	48.8	**49.4**
		10%	9.75 (6.31–14.49)	43.9	**46.1**
	POPE	50%	49.64 (42.54–55.96)	83.5	**83.7**
		25%	24.64 (18.27–34.50)	81.1	**81.8**
		10%	9.77 (6.00–19.83)	78.9	**80.3**
LaViDA-Dream	RealWorldQA	50%	49.59 (42.46–54.97)	53.3	**53.9**
		25%	24.74 (15.70–29.95)	48.4	**49.4**
		10%	9.81 (5.89–13.47)	44.9	**46.1**
	POPE	50%	49.79 (44.01–57.12)	84.8	**85.2**
		25%	24.92 (18.79–32.40)	79.0	**79.6**
		10%	9.87 (6.58–17.40)	64.1	**68.3**

C Others

C.1 Reproducibility Statement

We provide the datasets, evaluation protocols, implementation details, and hyperparameter settings in the experimental section and appendix to facilitate reproduction of our main results. We will release the code once the manuscript is finalized.

C.2 Limitations

AdaVTP reduces the number of visual tokens processed at each denoising step, thereby lowering the computation within each model evaluation. KV-cache methods instead aim to reuse intermediate computations across denoising steps. These approaches therefore target different sources of inference overhead and may offer further gains when combined. Our experiments evaluate visual token pruning without caching, so the compatibility of the two approaches and their combined end-to-end speedup remain unexplored. We leave their joint design and evaluation to future work.

Table 12: Qualitative comparison between full token LLaDA-V and AdaVTP. Questions and responses are reproduced verbatim from the evaluation records. End-to-end latency is averaged over three runs under identical decoding settings, excluding model loading.

InfoVQA



Question. Which country is shown to have a corruption index of 27?
Full tokens output. The country with a corruption index of 27 is Nigeria, as indicated by the silhouette silhouette with the corresponding number in the infographic.
Answer: Nigeria
AdaVTP output. The infographic includes a section on the corruption index of different countries. It shows that Nigeria has a corruption index of 27.
Answer: Nigeria
Efficiency. Visual tokens: 3654 → 425 (11.63% retained), latency: 8.64s → 1.88s (4.60×).

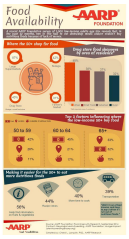

Question. Which are the top three factors that influence where the low income 50+ adults by food?
Full tokens output. The top three factors are cost, location, and availability of nutritious foods as stated in the chart.
Answer: Cost, Location, Availability of nutritious foods
AdaVTP output. The top three factors influencing where low-income 50+ adults buy food are location, cost, and availability of nutritious foods.
Answer: Location, Cost, Availability of nutritious foods
Efficiency. Visual tokens: 3627 → 384 (10.59% retained), latency: 9.19s → 2.19s (4.20×).

DocVQA



Question. What is name of university?
Full tokens output. The name of the university is University of California, San Diego, as stated at the top of the document.
Answer: University of California, San Diego
AdaVTP output. The name of the university is the "University of California, San Diego," as it is stated at the top of the document.
Answer: University of California, San Diego
Efficiency. Visual tokens: 3643 → 336 (9.22% retained), latency: 9.02s → 1.94s (4.65×).



Question. What percentage of smokers feel the need to find more excitement and sensation in life?
Full tokens output. The data in the image indicates that 70% of smokers feel the need to find more excitement and sensation in life.
Answer: 70
AdaVTP output. The text in the image states that 70% of smokers feel the need to find more excitement and sensation in life.
Answer: 70
Efficiency. Visual tokens: 3596 → 356 (9.90% retained), latency: 9.44s → 2.17s (4.35×).